


Knürr Dacobas®

Control Room Solution

Ergonomic, modular, future-proof



Knürr Dacobas®

Applications

Capabilities 2

Knürr Dacobas® Control Consoles

Strong points	5
Control Desks	6
Side Panels	10
Corners	11
19" Pedestal	12
19" Frame	13
Cabling system	14
Functional Rails	15
Perforated Rear Panel	16

Knürr Dacobas® Consoles

Circular Console	17
Operator Console	19
Height-Adjustable Control Console	20

Knürr Dacobas® Desk and workbench systems

Strong points	23
Desk	24
ESD Workstations	25
Desk	26
Combi, add-on desks	30
Mobile PC Workstation	37
Corners	38
Covers, base set	41
Computer Mounting Bracket	41
PC Pedestal	41
Storage Levels	42
Drawer Unit	43
19" Superstructure	45
Mini Distributor	45

Knürr Dacobas® 19" Racks and Accessories

Strong points 47

Knürr Dacobas® -Consoles

Applications and Capabilities

Our ergonomically refined control consoles are used the world over and perform with excellent results in traffic control and airport operations and control centres. The demanding 24-hour operation in such environments is, of course, every bit as demanding on the operators and the technology in use.

The ergonomic workstation is important for the operator, just as the functionality of simple and rapid access is, so that the necessary components for the operation can be exchanged within minutes. This is where Knürr Dacobas® shows its strong points. - A transparent modular structure for creating the efficient interface between the control systems and the people that operate them. A flexible linking of the modules consequently enables the creation of the most diverse workstation environments.



DAC20181



DAC20202

Control and measurement consoles in the process industry are closely linked to the production process, and are therefore often exposed to quite severe conditions. Ergonomics are once again the center of focus in this area, but different technologies are utilized in each production process, and these require a high standard of flexibility with technical integration. This is where Knürr Dacobas® can fully implement the strengths that it has continually further developed over several decades.



KON20050

Knürr Dacobas®

Control Consoles

A special product area of the Knürr Dacobas® range is dedicated to the technical features of control consoles. This standard range allows most requirements to be covered, especially for RfPs – cost-effective, efficient and with short delivery times.

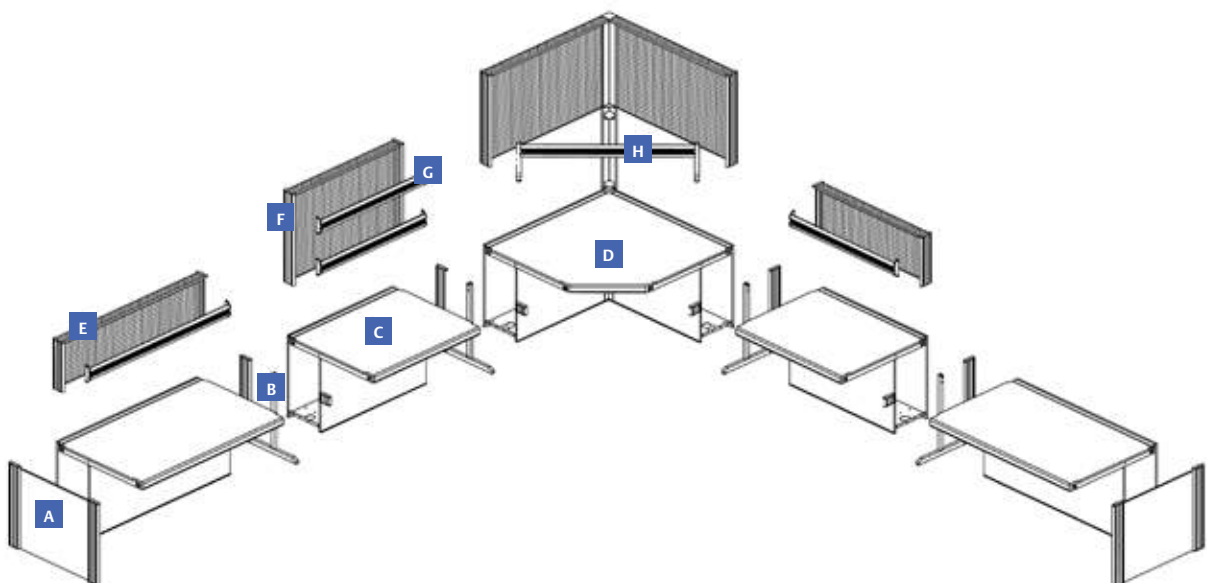
Technical pedestals, lowered monitors, 19" integration, cabling systems, console superstructures and flat screen holders generate an all-inclusive range that covers practically every requirement.

Any gaps that might still exist between the standard offer and your request are taken care of with modifications to the standard and special constructions carried out by our Customer Engineering.

Space management made easy!

Four basic modules enable room layouts for the most diverse applications:

- | | |
|--|---|
| A Knürr Dacobas® Closing Side Panel | E Knürr Dacobas® Perforated Rear Panel H450 mm |
| B Knürr Dacobas® Link-Up Side Panel | F Knürr Dacobas® Perforated Rear Panel H830 mm |
| C Knürr Dacobas® Worktop | G Knürr Dacobas® Functional Rail |
| D Knürr Dacobas® Corner | H Knürr Dacobas® Functional Rail Corner |





1 KON20034



2 KON20035



3 KON00099



4 DAC00387



5 KON20038 / KON20039



6 KON20040



7 KON20041



8 KON20042



9 KON20043

Knürr Dacobas® Control Consoles Strong points

1 Ergonomics

Full front cover provides modesty screen for the leg area. The ergonomic leg space enables free movement of the chair in the link-up area.

Spacious desk depth of 1000 mm for setting up 550 mm (21") monitors.

2 Cable routing

For cabling and installation of equipment, front and rear covers completely removed.

3 Simple and dust protected cable entry from above in the cable duct. Brush strip across the entire desk width.

4 Additional work and storage surfaces are created with desktop superstructures. A simple plug/screw connection enables vertical link-up for workstation superstructures, e.g. a second working level, lighting fixtures or rear panel.

5 Cable management

Separate horizontal and vertical cable routing in cable basket trays and cable routing rings. Easy cabling also via corner components.

6 The technical pedestal with a depth of 350 mm provides the option of integrating computers, mounting panels and 19" components.

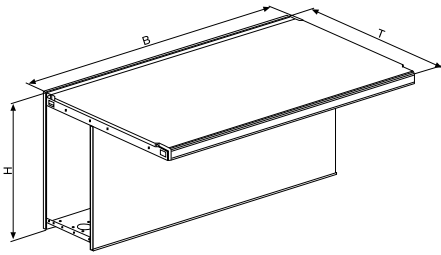
7 Cable duct bottom opening of the double base in the technical pedestal or through the brush strip in the 19" pedestal. Optional ventilation in the covers.

8 19" Pedestal

Small smaract cabinet² with glass door and 19" extrusions for installing 19" components. Adapter for installing a lockable drawer, can also be mounted later on.

9 Drawer unit

Mobile drawer unit, 50/3x150 mm or 50/150/300 mm, can be positioned anywhere.



KON20027

Knürr Dacobas® Control Desk Level working surface, one-piece front and rear covers

- Working level with full-cover worktop
- Control desk frame with integrated front and rear panel mounting
- Technical pedestal accessible from front and rear, clear depth - 350 mm
- Cable routing possible from above in the cable duct across the entire desk width
- Dust protection in the cable routing area with brush strip
- The technical pedestal is open on the side with link-up for horizontal cabling
- Full front and rear cover can be removed from the technical pedestal
- Technical bottom cover with cable entry, diameter 80 mm
- Technical bottom cover prepared for 19" frame mounting
- Prepared for socket strip

- Load rating**
 - 1500 N (static surface load)

- Standards**
 - DIN 68761 for worktop
 - EN 438 HGS class for high pressure plastic laminate

- Material / Finish**
 - Worktop: three layer particle board, FP/Y E1 version, fire protection class B2
 - Worktop coating: high pressure plastic laminate
 - Desk frame: sheet steel, zinc passivated
 - Front and rear covers: three layer particle board, FP/Y E1 version, directly coated, fire protection class B2
 - Technical bottom cover, powder-coated texture

- Colour**
 - Worktop, front and rear covers: light-grey
 - Technical bottom cover, RAL 9011 graphite black

- Supply schedule**
 - 1 Worktop with brush strip
 - 1 Desk frame
 - 1 Front cover
 - 1 Rear cover
 - 1 Mounting instructions
 - Mounting material

- How supplied**
 - Pre-assembled in modules

- Note**
 - Please order socket strips separately
 - The "push-lock" of the front and rear covers can be exchanged with a lock on request

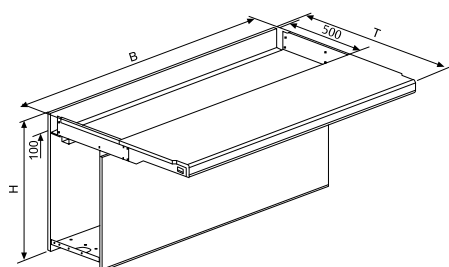
W	H	D	Order no.	UP
630	750	1000	01.315.010.1	1 unit
830	750	1000	01.315.011.1	1 unit
1030	750	1000	01.315.012.1	1 unit
1230	750	1000	01.315.013.1	1 unit
1430	750	1000	01.315.014.1	1 unit
1630	750	1000	01.315.015.1	1 unit
1830	750	1000	01.315.016.1	1 unit
2030	750	1000	01.315.017.1	1 unit

Dimensions in mm: W= Width
 H = Height
 D = Depth
 h = Installation height
 d = Useful depth
 L = Length

HU = Standard height unit, 1 HU = 44.45 mm
 19" = 482.6 mm, (ideal for 19" components in acc. with DIN 41494)
 UP = Unit of packaging
 kg = Weight

Conversion: 1 mm = 0.03937 inch
 1 kg = 2.2046 pound

Replace „x“ with the number of your color choice



KON20026

Knürr Dacobas® Control Desk

Lowered monitor surface, one-piece front and rear covers

- Working level with worktop and lowered monitor level
 - Control desk frame with integrated front and rear panel mounting
 - Lowered monitor level with cable entry for mouse and keyboard
 - Cable routing possible from above in the cable duct across the entire desk width
 - Dust protection in the cable routing area with brush strip
 - Technical pedestal accessible from front and rear, clear depth -350 mm
 - The technical pedestal is open on the side with link-up for horizontal cabling
 - Full front and rear cover can be removed from the technical pedestal
 - Technical bottom cover with cable entry, diameter 80 mm
 - Technical bottom cover prepared for 19" frame mounting
 - Prepared for socket strip
- Worktop: three layer particle board, FP/Y E1 version, fire protection class B2
 - Worktop coating: high pressure plastic laminate
 - Desk frame: sheet steel, zinc passivated
 - Monitor trough, sheet steel, powder-coated texture
 - Front and rear covers: three layer particle board, FP/Y E1 version, directly coated, fire protection class B2
 - Technical bottom cover, powder-coated texture
- Colour**
 - Worktop, front and rear covers: light-grey
 - Monitor trough, RAL 7035 light-grey
 - Technical bottom cover, RAL 9011 graphite black
 - Supply schedule**
 - 1 Worktop
 - 1 Monitor trough with brush strip
 - 1 Desk frame
 - 1 Front cover
 - 1 Rear cover
 - 1 Mounting instructions
 - Mounting material
 - How supplied**
 - Pre-assembled in modules
 - Note**
 - Please order socket strips separately
 - The "push-lock" of the front and rear covers can be exchanged with a lock on request
- Load rating**
 - Worktop, 1500 N (static surface load)
 - Monitor trough, 750 N (static surface load)
 - Standards**
 - DIN 68761 for worktop
 - EN 438 HGS class for high pressure plastic laminate
 - Material / Finish

W	H	D	Order no.	UP
630	750	1000	01.315.020.1	1 unit
830	750	1000	01.315.021.1	1 unit
1030	750	1000	01.315.022.1	1 unit
1230	750	1000	01.315.023.1	1 unit
1430	750	1000	01.315.024.1	1 unit
1630	750	1000	01.315.025.1	1 unit
1830	750	1000	01.315.026.1	1 unit
2030	750	1000	01.315.027.1	1 unit



KON20067

Knürr Dacobas® Control Desk Level working surface, several-piece front and rear covers

- Working level with full-cover worktop
- Control desk frame with integrated front and rear panel mounting
- Technical pedestal accessible from front and rear, clear depth -350 mm
- Cable routing possible from above in the cable duct across the entire desk width
- Dust protection in the cable routing area with brush strip
- The technical pedestal is open on the side with link-up for horizontal cabling
- Several-piece front and rear cover can be removed from the technical pedestal
- Technical bottom cover with cable entry, diameter 80 mm
- Technical bottom cover prepared for 19" frame mounting
- Prepared for socket strip

- Load rating**
 - 1500 N (static surface load)

- Standards**
 - DIN 68761 for worktop
 - EN 438 HGS class for high pressure plastic laminate

- Material / Finish**
 - Worktop: three layer particle board, FP/Y E1 version, fire protection class B2
 - Worktop coating: high pressure plastic laminate
 - Desk frame: sheet steel, zinc passivated
 - Front and rear covers: three layer particle board, FP/Y E1 version, directly coated, fire protection class B2
 - Technical bottom cover, powder-coated texture

- Colour**
 - Worktop, front and rear covers: light-grey
 - Technical bottom cover, RAL 9011 graphite black

- Supply schedule**
 - 1 Worktop with brush strip
 - 1 Desk frame
 - Several-piece front cover
 - Several-piece rear cover
 - 1 Mounting instructions
 - Mounting material

- How supplied**
 - Pre-assembled in modules

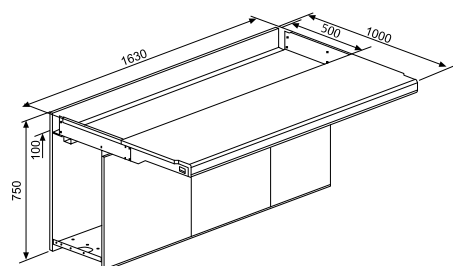
- Note**
 - Please order socket strips separately
 - The "push-lock" of the front and rear covers can be exchanged with a lock on request

W	H	D	Front cover in sections	Rear cover in sections	Order no.	UP
830	750	1000	2	1	01.315.031.1	1 unit
1030	750	1000	2	2	01.315.032.1	1 unit
1230	750	1000	2	2	01.315.033.1	1 unit
1430	750	1000	3	3	01.315.034.1	1 unit
1630	750	1000	3	3	01.315.035.1	1 unit
1830	750	1000	3	3	01.315.036.1	1 unit
2030	750	1000	3	3	01.315.037.1	1 unit

Dimensions in mm: W= Width
H = Height
D = Depth
h = Installation height
d = Useful depth
L = Length

HU = Standard height unit, 1 HU = 44.45 mm
19" = 482.6 mm, (ideal for 19" components in acc. with DIN 41494)
UP = Unit of packaging
kg = Weight

Conversion: 1 mm = 0.03937 inch
1 kg = 2.2046 pound
Replace „x“ with the number of your color choice



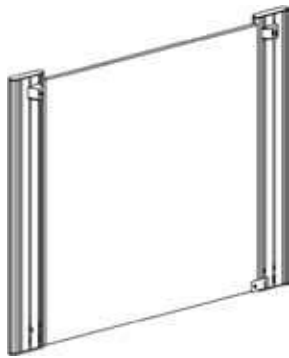
KON20066

Knürr Dacobas® Control Desk

Lowered monitor surface, several-piece front and rear covers

- Working level with worktop and lowered monitor level
 - Control desk frame with integrated front and rear panel mounting
 - Lowered monitor level with cable entry for mouse and keyboard
 - Cable routing possible from above in the cable duct across the entire desk width
 - Dust protection in the cable routing area with brush strip
 - Technical pedestal accessible from front and rear, clear depth -350 mm
 - The technical pedestal is open on the side with link-up for horizontal cabling
 - Several-piece front and rear cover can be removed from the technical pedestal
 - Technical bottom cover with cable entry, diameter 80 mm
 - Technical bottom cover prepared for 19" frame mounting
 - Prepared for socket strip
- **Load rating**
 - 1500 N (static surface load)
 - 750 N (static surface load) for monitor level
 - **Standards**
 - DIN 68761 for worktop
 - EN 438 HGS class for high pressure plastic laminate
- **Material / Finish**
 - Worktop: three layer particle board, FP/Y E1 version, fire protection class B2
 - Worktop coating: high pressure plastic laminate
 - Desk frame: sheet steel, zinc passivated
 - Monitor trough, sheet steel, powder-coated texture
 - Front and rear covers: three layer particle board, FP/Y E1 version, directly coated, fire protection class B2
 - Technical bottom cover, powder-coated texture
 - **Colour**
 - Worktop, front and rear covers: light-grey
 - Monitor trough, RAL 7035 light-grey
 - Technical bottom cover, RAL 9011 graphite black
 - **Supply schedule**
 - 1 Worktop
 - 1 Monitor trough with brush strip
 - 1 Desk frame
 - Several-piece front cover
 - Several-piece rear cover
 - 1 Mounting instructions
 - Mounting material
 - **How supplied**
 - Pre-assembled in modules
 - **Note**
 - Please order socket strips separately
 - The "push-lock" of the front and rear covers can be exchanged with a lock on request

W	H	D	Front cover in sections	Rear cover in sections	Order no.	UP
830	750	1000	2	1	01.315.041.1	1 unit
1030	750	1000	2	2	01.315.042.1	1 unit
1230	750	1000	2	2	01.315.043.1	1 unit
1430	750	1000	3	3	01.315.044.1	1 unit
1630	750	1000	3	3	01.315.045.1	1 unit
1830	750	1000	3	3	01.315.046.1	1 unit
2030	750	1000	3	3	01.315.047.1	1 unit



KON20025

Knürr Dacobas® Control Desk End Side Panel

- Side panel for closing off control console desks, straight and lowered.

Material / Finish

- Desk leg, extruded aluminium, powder-coated texture
- Side panel, three layer particle board, FP/Y E1 version, directly coated, fire protection class B2
- Retaining plate, sheet steel, powder-coated texture

Colour

- Desk leg and retaining plate: RAL 5008 grey blue
- Side panel: light-grey

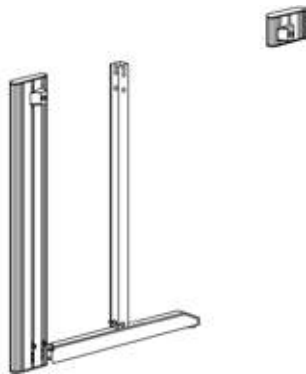
Supply schedule

- 2 Desk legs with cover components
- 1 Side panel
- 1 Side panel retaining plate

How supplied

Pre-assembled

W	H	D	Order no.	UP
750	1000		01.315.000.1	1 unit



KON20024

Knürr Dacobas® Control Desk Link-Up Side Panel

- Link-up side panel for closing off control console desks, straight and lowered.

Material / Finish

- Desk leg, extruded aluminium, powder-coated texture
- Foot stabilizer and support extrusion, powder-coated texture

Supply schedule

- 1 Desk leg and link-up extrusion
- 1 Foot stabilizer
- 1 Support extrusion
- Mounting material

How supplied

Pre-assembled

Colour

- Desk leg and foot stabilizer: RAL 5008 grey blue
- Support extrusion, RAL 7035 light-grey

W	H	D	Order no.	UP
750	1000		01.315.001.1	1 unit

Dimensions in mm: W= Width
 H = Height
 D = Depth
 h = Installation height
 d = Useful depth
 L = Length

HU = Standard height unit, 1 HU = 44.45 mm
 19" = 482.6 mm, (ideal for 19" components in acc. with DIN 41494)
 UP = Unit of packaging
 kg = Weight

Conversion: 1 mm = 0.03937 inch
 1 kg = 2.2046 pound
 Replace „x“ with the number of your color choice

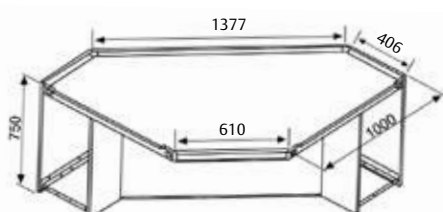
Knürr Dacobas® Control Consoles Control console corner



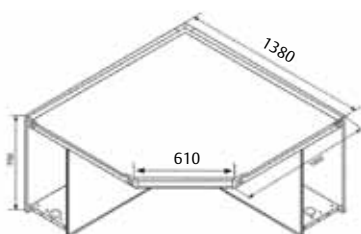
KON20028 45° Corner



KON20029 90° Wall corner



KON20030 90° Trapezoid corner



KON20068 90° Trapezoid wall corner

- Level corner panel
- Corner frame with integrated front and rear panel mounting
- Technical pedestal accessible from front and rear, clear depth -350 mm
- Extensive cable routing possible from above in the cable duct
- Dust protection in the cable routing area with brush strip
- The pedestal is open on the side with link-up for horizontal cabling
- Full front and rear cover can be removed from the pedestal
- Bottom cover with cable entry, diameter 80 mm
- Technical bottom cover prepared for 19" frame mounting
- Prepared for socket strip

- **Load rating**
- 750 N (static surface load)

- **Standards**
- DIN 68761 for corner panel
- EN 438 HGS class for high pressure plastic laminate

- **Material / Finish**
- Corner panel: three layer particle board, FP/Y E1 version, fire protection class B2
- Corner panel coating: with high pressure plastic laminate
- Corner frame: sheet steel, zinc passivated, powder-coated
- Front and rear covers: three layer particle board, FP/Y E1 version, directly coated, fire protection class B2
- Bottom cover, powder-coated texture

- **Colour**
- Worktop, front and rear covers: light-grey
- Corner frame and technical bottom cover: RAL 9011, graphite black

- **Supply schedule, 45° corner**
1 Corner panel with brush strip
1 Corner frame
1 Front cover
1 Rear cover
Bottom cover
1 Mounting instructions
Mounting material

- **Supply schedule, 90° wall corner**
1 Corner panel with brush strip
1 Corner frame
2 Front covers
2 Rear covers
1 Support extrusion
2 Bottom covers
1 Mounting instructions
Mounting material

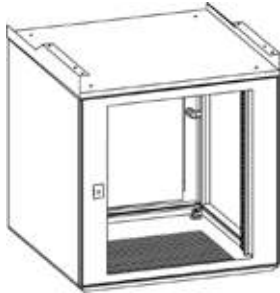
- **Supply schedule, 90° trapezoid corner**
1 Corner panel with brush strip
1 Corner frame
1 Front cover, removable
2 Front covers, fixed
1 Rear cover, removable
2 Rear covers, fixed
Bottom cover
1 Mounting instructions
Mounting material

- **Supply schedule, 90° trapezoid wall corner**
1 Corner panel with brush strip
1 Corner frame
2 Front covers
2 Rear covers
2 Bottom covers
1 Mounting instructions
Mounting material

- **How supplied**
Pre-assembled in modules

- **Note**
- Please order socket strips separately
- The "push-lock" of the front and rear covers can be exchanged with a lock on request

D	Model	Order no.	UP
1000	45° Corner	01.315.005.1	1 unit
1000	90° Wall corner	01.315.007.1	1 unit
1000	90° Trapezoid corner	01.315.002.1	1 unit
1000	90° Trapezoid wall corner	01.315.003.1	1 unit



KON20031

Knürr Dacobas® 19" Pedestal, Smaract 12 HU, with glass doors and open shelf

- 19" Pedestal, installation height, 12 HU
- With glass doors at the front
- 19" T-slot extrusion for variable mounting of installation components
- Cable routing at the rear with brush strip for cable port in the technical pedestal
- Open shelf, top, prepared for mounting drawer
- For components in accordance with IEC 297-3
- Removable covers

Material

- Extruded aluminium
- Corner connector, die-cast aluminium
- Covers and open shelf, sheet steel, powder-coated texture
- Front doors, sheet steel with single safety glass panel, opening angle, more than 180°
- Rear doors, sheet steel with brush strip

Load rating

- 750 N (static surface load)

Model

IP 20

Space solution

- 82% of the basic surface can be used as space for installation and cable routing

Finish

- Basic rack, polished
- Covers, open shelf, front and rear doors, RAL 7035 light-grey

Supply schedule

- 1 Basic rack
- 2 Side panels, closed, both sides, hinged
- 1 Open shelf, above
- 1 Glass front door
- 1 Rear door with cable port as brush strip, lockable
- 2 19" Aluminium vertical extrusions, at the front, with T-slot
- 1 Earthing set
- 4 Levelling feet
- Mounting material

How supplied

Fully assembled

Tests

- Safety in accordance with EN 50298 and EN 60950
- Protective conductor/earth in accordance with DIN VDE 0701-1
- IP test in accordance with DIN EN 60529

W	H	D	HU	h	Model	Order no.	UP
600	612	600	12	536	19" T-slot extrusion	01.315.004.1	1 unit



KON20046

Knürr Dacobas® Drawer For open shelf

- Drawer for open shelf above 19" Smaract pedestal
- Easy pull-out drawer
- Simple and quick mounting
- For storing equipment

Load rating

- 150 N (static surface load)

Material / Finish

- Drawer and front trims, sheet steel, powder-coated texture
- Telescopic slides, sendzimir zinc-coated

Colour

Main unit and front trim:
RAL 7035 light-grey

Supply schedule

- 19" Drawer with lock, including key
- 1 Pair of telescopic slides
- Mounting material

How supplied

Flat-packed kit

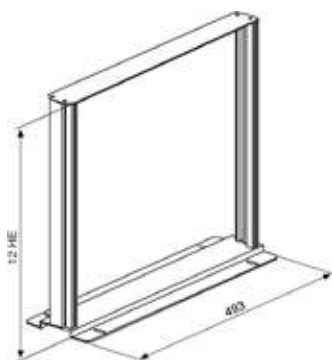
W	H	D	Order no.	UP
578		550	01.315.061.1	1 unit

Dimensions in mm: W= Width
H = Height
D = Depth
h = Installation height
d = Useful depth
L = Length

HU = Standard height unit, 1 HU = 44.45 mm
19" = 482.6 mm, (ideal for 19" components in acc. with DIN 41494)
UP = Unit of packaging
kg = Weight

Conversion: 1 mm = 0.03937 inch
1 kg = 2.2046 pound

Replace „x“ with the number of your color choice



KON20032

Knürr Dacobas® 19" Frame Knürr Dacobas® control desks

- 19" Rack for mounting 19" components and mounting panels
- Mounting on the technical pedestal of the control desks and corners
- Equipment can be set at any level on the 19" extrusion with spring nuts

Material / Finish

- 19" Adapter panel and rack cover, sheet steel, powder-coated texture, RAL 9011 graphite black
- 19" Extrusions, extruded aluminium, polished

Supply schedule

- 1 Adapter panel
- 1 Rack cover
- 2 19" Extrusions
- 4 Threaded inserts

How supplied

Flat-packed kit

W	H	D	HU	h	Order no.	UP
493			12	533,4	01.315.060.9	1 unit
493			8	356	01.315.059.9	1 unit



KON20038



KON20039

Knürr Dacobas® Cabling System Level, lowered and control console corners

- Cabling system suitable for technical pedestal with level and lowered control desks and control console corners
- Separate cable routing for data and network lines
- Horizontal and vertical cable management
- Cable routing rings in open version, no threading

Material / Finish

- Cable basket tray, steel, hot dip zinc-plated in accordance with DIN EN ISO 1461
- Adapter, sheet steel, powder-coated texture, RAL 9011 graphite grey
- Cable routing rings, plastic, grey

Supply schedule

- Control desks
- 2 Basket trays, suitable for desk widths
- 2 Adapters for basket tray mounting
- 4 Cable routing rings
- Mounting material

45° Corner

- 2 Basket trays
- 2 Adapters for basket tray mounting
- 5 Cable routing rings
- Mounting material

90° Wall corner

- 2 Basket trays, long
- 2 Basket trays, short
- 2 Adapters for basket tray mounting
- 2 Hanging brackets for basket tray
- 5 Cable routing rings
- Mounting material

90° Trapezoid corner

- 2 Basket trays, long
- 4 Basket trays, short
- 2 Adapters for basket tray mounting
- 4 Hanging brackets for basket tray
- 5 Cable routing rings
- Mounting material

90° Trapezoid wall corner

- 2 Basket trays, long
- 2 Basket trays, short
- 2 Adapters for basket tray mounting
- 2 Hanging brackets for basket tray
- 5 Cable routing rings
- Mounting material

How supplied


- Flat-packed kit

Width/Model	Order no.	UP
630	01.315.080.9	1 unit
830	01.315.081.9	1 unit
1030	01.315.082.9	1 unit
1230	01.315.083.9	1 unit
1430	01.315.084.9	1 unit
1630	01.315.085.9	1 unit
1830	01.315.086.9	1 unit
2030	01.315.087.9	1 unit
45° Corner	01.315.093.9	1 unit
90° Wall corner	01.315.092.9	1 unit
90° Trapezoid corner	01.315.091.9	1 unit
90° Trapezoid wall corner	01.315.090.9	1 unit

Dimensions in mm: W= Width
H = Height
D = Depth
h = Installation height
d = Useful depth
L = Length

HU = Standard height unit, 1 HU = 44.45 mm
19" = 482.6 mm, (ideal for 19" components in acc. with DIN 41494)
UP = Unit of packaging
kg = Weight

Conversion: 1 mm = 0.03937 inch
1 kg = 2.2046 pound
Replace „x“ with the number of your color choice



DAC20118

Knürr Dacobas® Functional Rail

- For hanging on organisational accessories and flat screen holders
- Suitable for Knürr Dacobas® product line

Material / Finish

- Extruded aluminium extrusion, antistatic powder-coated, smooth, RAL 9006, white aluminium

Supply schedule

- 1 Functional rail
- Product-specific mounting material

How supplied

Flat-packed kit

Note

Type 2 is required for mounting flat screen holders!

Type 1 = Single functional rail
Type 2 = Double functional rail

W	H	D	Type	Model	Order no.	UP
630			2		01.315.170.9	1 unit
830			2		01.315.171.9	1 unit
1030			2		01.315.172.9	1 unit
1230			2		01.315.173.9	1 unit
1430			2		01.315.174.9	1 unit
1630			2		01.315.175.9	1 unit
1830			2		01.315.176.9	1 unit
2030			2		01.315.177.9	1 unit
570			1		01.316.200.9	1 unit
630			1		01.315.070.9	1 unit
800			1		01.316.203.9	1 unit
830			1		01.315.071.9	1 unit
1030			1		01.315.072.9	1 unit
1140			1		01.316.201.9	1 unit
1200			1		01.316.204.9	1 unit
1230			1		01.315.073.9	1 unit
1430			1		01.315.074.9	1 unit
1600			1		01.316.205.9	1 unit
1630			1		01.315.075.9	1 unit
1710			1		01.316.202.9	1 unit
1830			1		01.315.076.9	1 unit
2030			1		01.315.077.9	1 unit



DAC20028

Knürr Dacobas® Functional Rail For control console corners

- Suitable for Knürr Dacobas® product line control console corners

Material / Finish

- Extruded aluminium extrusion, antistatic powder-coated, smooth, RAL 9006, white aluminium

Supply schedule

- 2 Functional rails
- 1 Tube frame set
- Mounting material

How supplied

Flat-packed kit

Note

Two identical functional rails are required for mounting flat screen adapters

W	H	D	Model	Order no.	UP
			45° Corner	01.315.098.9	1 unit
			90° Wall corner	01.315.097.9	1 unit
			90° Trapezoid corner	01.315.096.9	1 unit
			90° Trapezoid wall corner	01.315.095.9	1 unit



DAC20182

Knürr Dacobas® Rear Panel Level, lowered and control console corners

- Perforated rear panel suitable for control desks and control console corners
- Privacy screen for monitors and monitor cables
- Retaining extrusions are set up and connected on existing control console

Material / Finish

- Perforated rear panel, sheet steel, powder-coated texture
- Retaining extrusion, extruded aluminium, powder-coated texture

Colour

- Perforated rear panel, RAL 7035 light-grey
- Retaining extrusion, RAL5008 grey blue

Supply schedule

- Control desks
- 1 Perforated rear panel
- 2 Retaining extrusions incl. mounting material

45° Corner

- 1 Perforated rear panel
- Mounting material

90° Wall corner

- 2 Perforated rear panels
- 1 Retaining extrusion incl. mounting material

90° Trapezoid corner

- 3 Perforated rear panels
- 2 Retaining extrusions incl. mounting material

90° Trapezoid wall corner

- 2 Perforated rear panels
- 1 Retaining extrusion incl. mounting material

How supplied

- Pre-assembled modules

W	H	D	Order no.	UP
630	450		01.315.730.1	1 unit
830	450		01.315.731.1	1 unit
1030	450		01.315.732.1	1 unit
1230	450		01.315.733.1	1 unit
1430	450		01.315.734.1	1 unit
1630	450		01.315.735.1	1 unit
1830	450		01.315.736.1	1 unit
2030	450		01.315.737.1	1 unit
45° Corner	450		01.315.738.1	1 unit
90° Wall corner	450		01.315.739.1	1 unit
90° Trapezoid corner	450		01.315.740.1	1 unit
90° Trapezoid wall corner	450		01.315.741.1	1 unit
630	830		01.315.930.1	1 unit
830	830		01.315.931.1	1 unit
1030	830		01.315.932.1	1 unit
1230	830		01.315.933.1	1 unit
1430	830		01.315.934.1	1 unit
1630	830		01.315.935.1	1 unit
1830	830		01.315.936.1	1 unit
2030	830		01.315.937.1	1 unit
45° Corner	830		01.315.938.1	1 unit
90° Wall corner	830		01.315.939.1	1 unit
90° Trapezoid corner	830		01.315.940.1	1 unit
90° Trapezoid wall corner	830		01.315.941.1	1 unit

Dimensions in mm: W= Width
 H = Height
 D = Depth
 h = Installation height
 d = Useful depth
 L = Length

HU = Standard height unit, 1 HU = 44.45 mm
 19" = 482.6 mm, (ideal for 19" components in acc. with DIN 41494)
 UP = Unit of packaging
 kg = Weight

Conversion: 1 mm = 0.03937 inch
 1 kg = 2.2046 pound
 Replace „x“ with the number of your color choice


Knürr Dacobas®

Circular Console

TFT Monitors, i.e. flat screens, are rapidly displacing the “tube technology” used to date. The space saving in the depth with desk and workbench systems is, of course, only guaranteed with a flat screen holder system, which makes the large support feet of the TFT unnecessary.

With systems with several flat screens, flat screen adaptations are a “must” at any rate.

Planning right from the outset with TFT adaption is the ideal solution, but flat screen adapters can also be integrated at any time later on, and this even with third party manufacturers.



Knürr Dacobas® circular console Strong points



1 KON20049



2 KON20050



3 KON20053



4 KON20054



4 KON20055



5 CIC20060

1 Modular concept

The trapezoid shape of the individual consoles creates a circular setup when linked-up, and consequently produces an optimal horizontal view and access area.

2 With straight and trapezoid shaped workstation components, individual workstation environments and combinations can be realised.

Linked-up technical desks extend the worktop surface.

3 Flat screen adapters

The flat screen adapters comply with the VESA standard 75 and 100 (drill hole spacing, 75 mm and 100 mm).

The arrangement of flat screens on two levels is enabled with Knürr-specific functional rails.

4 Equipping

The pedestal can be opened from both the rear and the front and is equipped with a pull-out shelf. Both 19" equipment and mounting panels for non-standard equipment can be mounted on 19" ex-trusions.

5 Monitor integration

Quick and easy installation of TFT monitors; all trade-standard sizes, on one or two levels. Flexible flat screen mounting with multifunctional rails.

Please also see our current
Knürr CiCon® brochure!



Knürr Dacobas®

Operator Consoles



KON00254

CRT monitors cannot be replaced by flat screens in some special applications. Knürr Dacobas® operator consoles that optimise screen reflexes, access, viewing angles and distances as well as heat dissipation are provided for such special applications.

A simple exchange of the heavy monitors is of decisive significance in this respect.

Further solutions on request



KON00076

Knürr Dacobas®

Height Adjustable Control Console

The new Knürr Security Command Workstation is designed as a versatile control console with the comfort and convenience of a sit-stand workstation. The variable, electric height adjustment of 680 mm to 1280 mm working height is even possible with angled combinations. With operations control consoles, it is crucially important that the operator be able to work standing up in stressful operation situations. The stressful situation is consequently less demanding for the operator and the error rate is lower.



KON20047

We are happy to offer project planning and offers with detailed CAD room planning on request.



KON20048

Knürr ErgoCon® – Strong points

- The most modern lifting mechanism possible ensures the worktop moves up and down quietly and stepless
- Intelligent and hidden cable management
- Ergonomic monitor connection guarantees optimum viewing angles
- Ergonomic and robust desktop edge



New standards in electro-motor height changes:

- Running very quietly and smoothly, the work height can be set individually and stepless between 680 and 1280 mm
- With its stepless height adjustment and practically noiseless lifting mechanism, Knürr has now opened a new chapter in electro-motor height adjustment
- Individually programmable height positions and speeds for various users
- Intermediate stop and slow mode when nearing end position
- Overload protection with individual current limiting
- In service cases: Fault identification with special codes, remote diagnostics setup, automatic detection of drives, swapping out the lifting columns during running operation, free access from outside via the removable side panels of the base units



Please also see our current
Knürr ErgoCon® brochure!



**Knürr ErgoCon® –
Control Room Console – Electric Height-Adjustable**



ERG00019

TFT adaption

- Ergonomic monitor connection with to the circular functional rail guarantees optimum monitor viewing distances
- Freely positionable functional rail and monitor columns on the worktop and individual TFT mounting with grid perforation
- Height-adjustable functional rail for optimum monitor viewing angles
- Optimum monitor tilt angle with an electric height-adjustable monitor column

Ergonomic and robust desktop edge


- Warm synthetic materials ensure a pleasant surface temperature to positively influence the user's sensation and perception on touching and seeing the surface
- Knürr guarantees long lifecycles by using resistant and robust materials
- The solid-colored material precludes paint damage



ERG20058

Spacious technical pedestal

- For accepting mounting panels, chassis rails, computers and other equipment with full legroom with a width of 1600 mm or 2000 mm
- Cables can be routed through the cable basket tray to the side panels



ERG00006

Intelligent and hidden cable management

- Spacious, two-way cable chain in the base units with separator for separate cable routing
- Cable comb under the monitors – suitable for straight, concave and convex cable routing
- Cable management along the functional rail: with link chain, Velcro or fastening coils
- Cable exits on the desk surface for equipment cabling options



ERG00033

Knürr Dacobas® -Desk Systems

Strong points



1 DAC00251



2 DAC00262



3 DAC00266



4 DAC00259



5 DAC00387



5 DAC20184

Office organisation and technical integration are enabled with a wide range of individual, configurable desk pedestals.

- 1 Desks are afforded a high load rating with a strong (50 mm) steel frame and a postformed desktop (70 mm).
- 2 The patented quick connect system guarantees simple and strong link-up of desk, cabinet and corner elements.
- 3 An easily assembled cable duct provides covered vertical routing of data and power supply cables.
- 4 Tapped thread in the top end of the extrusion allows adapters to be mounted for practical accessories.
- 5 Additional work and storage surfaces are created with desktop superstructures. A simple plug/screw connection enables vertical link-up for workstation superstructures, e.g. a second working level or lighting fixtures.
- 6 Cable Routing Set (CRS)
Quick and easy cabling with the cable routing set in the vertical cable duct under the worktop.



All workstations are also available in ESD version as required.

Dimensions in mm: W = Width
H = Height
D = Depth
h = Installation height
d = Useful depth
L = Length

HU = Standard height unit, 1 HU = 44.45 mm
19" = 482.6 mm,
(ideal for 19" components in acc. with DIN 41494)
UP = Unit of packaging
kg = Weight

Conversion: 1 mm = 0.03937 inch
1 kg = 2.2046 pound

Replace „x“ with the number of your color choice



DAC20186

Knürr Dacobas® Desk Systems Technical data

Material / Finish

- Desk frame, sheet steel, zinc passivated
- Three layer particle board, FP/Y E1 version, fire protection class B 2
- Worktop covered with high pressure plastic laminate
- Desk legs, extruded aluminium, powder-coated texture
- Cover panels, three layer particle board, FP/Y E1 version, directly coated, fire protection class B2
- Drawer trims and drawer handles, plastic (PS)

Colour

- Final digit of order number . 1:
- Worktop: light-grey (similar RAL 7035)
 - Legs: RAL 5008, grey blue
 - Cover panels, drawer trims and drawer handles: light-grey

Load rating

Tested static surface load, 1500 N

Standards

- DIN 68761 for worktops
- EN 438 HGS class for high pressure plastic laminate

Note

Please order socket strip separately

How supplied

- Knürr Dacobas® desks and combi desks are fully assembled
- Knürr Dacobas® add-on desks are supplied separately in modules

Space management made easy!

Four basic modules enable room layouts for the most diverse applications:

A Knürr Dacobas® Combi Desk 19" Pedestal

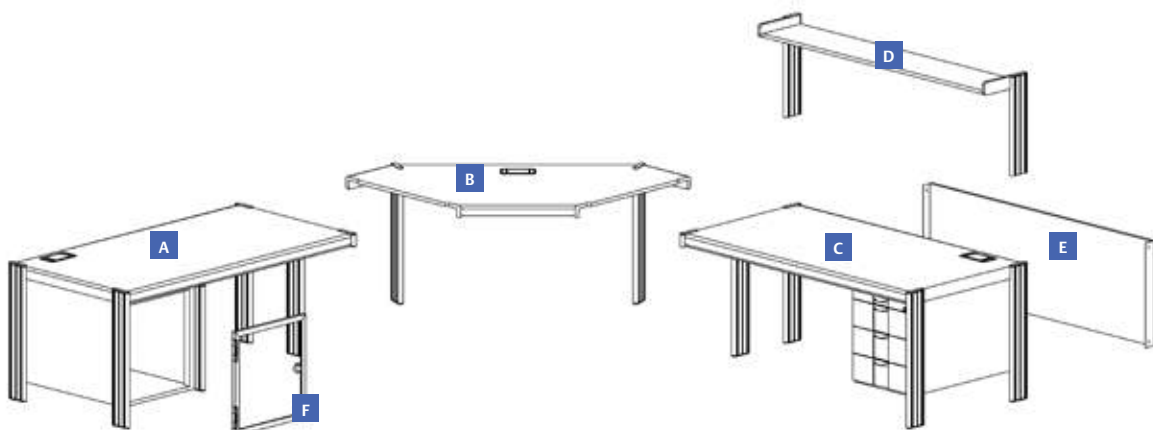
B Knürr Dacobas® Trapezoid Corner

C Knürr Dacobas® Combi Desk with Office Pedestal

D Knürr Dacobas® Superstructure

E Knürr Dacobas® Rear Panel

F Knürr Dacobas® Plexiglas Doors





DAC20185

1	Knürr ESD workstation	10 ⁶ - 10 ⁸ Ohm
	Safety range for personnel 50 kOhm - infinite	
Safety range: MOS components		
Danger area for personnel	Safety area for personnel and MOS components	Danger area for MOS components
10 ³ Ohm	10 ⁵ Ohm	10 ⁹ Ohm

ESD Workstations

- When computers go crazy, alarm systems no longer function or cash registers simply refuse to work, the gremlin at work is quite often easy enough to identify: Static Electricity.
- The constant development of highly integrated circuits results in increasingly more efficient (but also increasingly smaller!) equipment. Therefore it is all the more important to determine the growing sensitivity of **electrostatic sensitive devices (ESD)**. Even voltages of just 100 – 200 volt are enough to damage microprocessors or MOSFETs.
- High voltages are often triggered by modern plastics, artificial fibres in clothing and carpets, and by low humidity in centrally-heated rooms. Depending on the shoe material, speed and humidity, a person walking across a carpet can be loaded with between 2000 and 20,000 volts.
- There is no doubt about it! The safety of electronic components (not to mention the well-being of the operating personnel) can no longer be guaranteed under these conditions.
- With the **ESD workstations from Knürr**, the perfect operational workstation equipment is now available.
 - Site insulation in accordance with VDE 0100, § 24 and DIN 57 680 part 2.
 - Protection of electronic components against static electricity (EN 61340)

The Basics

Generation of electrostatic charges cannot always be prevented. Therefore the discharge must be specifically “influenced”. Influenced means: All discharge processes must be run controlled and calculable.

The calculable discharge process is described by the following exponential function:

$$U(t) = U_0 \cdot e^{-t/RC}$$

U₀ = Initial voltage of the capacitor

R = Leakage resistance

C = Capacity

By activating the equation towards R, an equation is generated with which an ideal leakage resistance can be ascertained.

$$R_e = \frac{t_{zul}}{C \cdot \ln(U_0/U_{zul})}$$

The optimal discharge curve is consequently achieved. Assuming that the voltage (U₀) must be reduced within 0.1 sec (t_{zul}) to 50 V (U_{zul}) so that the electrostatic endangered components are not under high voltage for too long, the leakage resistance therefore acts as the regulator for a controlled discharge.



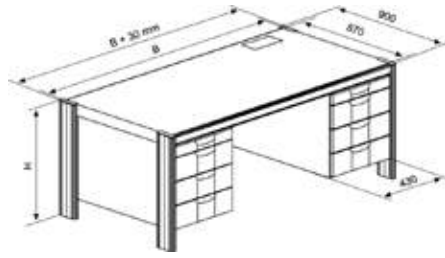
Of course, for the safety of the endangered components it is also helpful if charges can be prevented before they are generated by equalising the different potentials. Conductive work and unit surfaces, plastic parts made of conductive materials, the connection of all parts with one another and with the ESD body are all required for this purpose.

Dimensions in mm: W= Width
H = Height
D = Depth
h = Installation height
d = Useful depth
L = Length

HU = Standard height unit, 1 HU = 44.45 mm
19" = 482.6 mm, (ideal for 19" components in acc. with DIN 41494)
UP = Unit of packaging
kg = Weight

Conversion: 1 mm = 0.03937 inch
1 kg = 2.2046 pound

Replace „x“ with the number of your color choice



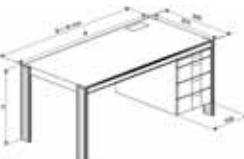

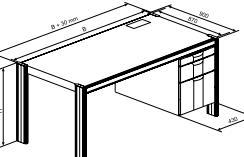


Basic desk
Basic desk with 4 legs

- Model**
- Without pedestal
 - With lockable office pedestal, left or right
 - Drawer height, 3 x 150 mm or 1 x 150 mm, 1 x 300 mm with suspension frame
 - With 1 utility extension

DAC00307

Knürr Dacobas® Desk
With / without office pedestal, depth 870 mm

	W	H	D	CRS	ESD	Pedestal	Order no.	UP
	1140	720	870	•		without	01.300.100.1	1 unit
	1710	720	870	•		without	01.300.101.1	1 unit
	570	750	870	•		without	01.300.105.1	1 unit
	1140	750	870	•		without	01.300.102.1	1 unit
	1710	750	870	•		without	01.300.103.1	1 unit
	570	720	870			without	01.300.004.1	1 unit
	1140	720	870	•		3 x 150 mm, left	01.317.083.1	1 unit
	1710	720	870	•		3 x 150 mm, left	01.317.055.1	1 unit
	1140	750	870	•		3 x 150 mm, left	01.317.583.1	1 unit
	1710	750	870	•		3 x 150 mm, left	01.317.555.1	1 unit
	1140	750	870			3 x 150 mm, left	01.317.533.1	1 unit
	1710	750	870			3 x 150 mm, left	01.317.505.1	1 unit
	1140	750	870	•		3 x 150 mm, left	01.363.533.1	1 unit
	1710	750	870	•		3 x 150 mm, left	01.363.505.1	1 unit
	1140	720	870	•		3 x 150 mm, right	01.317.082.1	1 unit
	1710	720	870	•		3 x 150 mm, right	01.317.056.1	1 unit
	1140	750	870	•		3 x 150 mm, right	01.317.582.1	1 unit
	1710	750	870	•		3 x 150 mm, right	01.317.556.1	1 unit
	1140	750	870			3 x 150 mm, right	01.317.532.1	1 unit
	1710	750	870			3 x 150 mm, right	01.317.506.1	1 unit
	1140	750	870	•		3 x 150 mm, right	01.363.532.1	1 unit
	1710	750	870	•		3 x 150 mm, right	01.363.506.1	1 unit
	1140	720	870	•		150 + 300 mm, left	01.317.081.1	1 unit
	1710	720	870	•		150 + 300 mm, left	01.317.058.1	1 unit
	1140	750	870	•		150 + 300 mm, left	01.317.581.1	1 unit
	1710	750	870	•		150 + 300 mm, left	01.317.558.1	1 unit
	1140	750	870			150 + 300 mm, left	01.317.531.1	1 unit
	1710	750	870			150 + 300 mm, left	01.317.508.1	1 unit
	1140	750	870	•		150 + 300 mm, left	01.363.531.1	1 unit
	1710	750	870	•		150 + 300 mm, left	01.363.508.1	1 unit
	1140	720	870	•		150 + 300 mm, right	01.317.080.1	1 unit
	1710	720	870	•		150 + 300 mm, right	01.317.059.1	1 unit
	1140	750	870	•		150 + 300 mm, right	01.317.580.1	1 unit
	1710	750	870	•		150 + 300 mm, right	01.317.559.1	1 unit
	1140	750	870			150 + 300 mm, right	01.317.530.1	1 unit
	1710	750	870			150 + 300 mm, right	01.317.509.1	1 unit
	1140	750	870	•		150 + 300 mm, right	01.363.530.1	1 unit
	1710	750	870	•		150 + 300 mm, right	01.363.509.1	1 unit

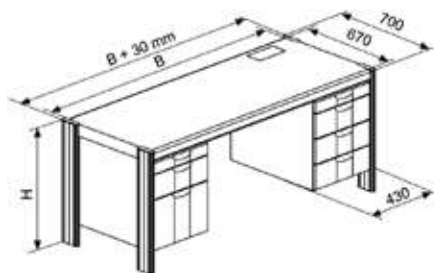
DAC20007

DAC20008

DAC20009

DAC20010




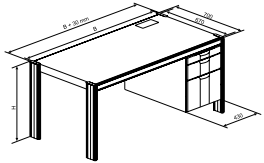
DAC20011



DAC00365

- **Basic desk**
Basic desk with 4 legs
- **Model**
 - Without pedestal
 - With lockable office pedestal, left or right
 - Drawer height, 3 x 150 mm or 1 x 150 mm, 1 x 300 mm with suspension frame
 - With 1 utility extension

Knürr Dacobas® Desk With / without office pedestal, depth 670 mm

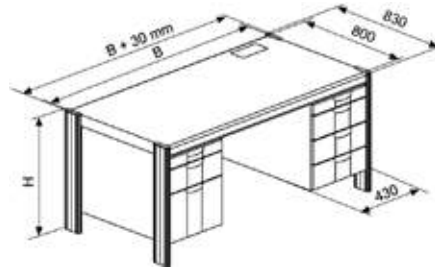
	W	H	D	CRS	Pedestal	Order no.	UP
	1140	720	670	•	3 x 150 mm, left	01.317.087.1	1 unit
DAC20042							
	1140	720	670	•	3 x 150 mm, right	01.317.086.1	1 unit
DAC20044							
	1140	720	670	•	150 + 300 mm, left	01.317.085.1	1 unit
DAC20046							
	1140	720	670	•	150 + 300 mm, right	01.317.084.1	1 unit
DAC20048							

Dimensions in mm: W= Width
 H = Height
 D = Depth
 h = Installation height
 d = Useful depth
 L = Length

HU = Standard height unit, 1 HU = 44.45 mm
 19" = 482.6 mm, (ideal for 19" components in acc. with DIN 41494)
 UP = Unit of packaging
 kg = Weight

Conversion: 1 mm = 0.03937 inch
 1 kg = 2.2046 pound

Replace „x“ with the number of your color choice


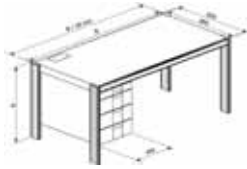


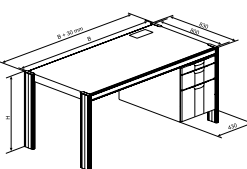


DAC00364

Basic desk
Basic desk with 4 legs

- Model**
- Without pedestal
 - With lockable office pedestal, left or right
 - Drawer height, 3 x 150 mm or 1 x 150 mm, 1 x 300 mm with suspension frame
 - With 1 utility extension

Knürr Dacobas® Desk
With / without office pedestal, depth 800 mm

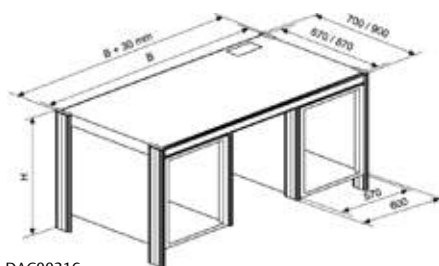
	W	H	D	CRS	Pedestal	Order no.	UP
	1600	720	800		without	01.311.081.1	1 unit
DAC20031							
	1200	720	800	•	3 x 150 mm, left	01.319.130.1	1 unit
	1600	720	800	•	3 x 150 mm, left	01.319.115.1	1 unit
DAC20043							
	1200	720	800	•	3 x 150 mm, right	01.319.131.1	1 unit
	1600	720	800	•	3 x 150 mm, right	01.319.116.1	1 unit
DAC20045							
	1200	720	800	•	150 + 300 mm, left	01.319.132.1	1 unit
	1600	720	800	•	150 + 300 mm, left	01.319.117.1	1 unit
DAC20047							
	1200	720	800	•	150 + 300 mm, right	01.319.133.1	1 unit
	1600	720	800	•	150 + 300 mm, right	01.319.118.1	1 unit
DAC20049							

Dimensions in mm: W= Width
 H = Height
 D = Depth
 h = Installation height
 d = Useful depth
 L = Length

HU = Standard height unit, 1 HU = 44.45 mm
 19" = 482.6 mm, (ideal for 19" components in acc. with DIN 41494)
 UP = Unit of packaging
 kg = Weight

Conversion: 1 mm = 0.03937 inch
 1 kg = 2.2046 pound

Replace „x“ with the number of your color choice

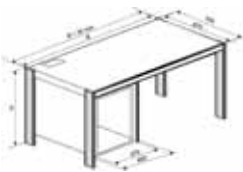

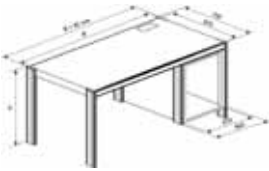
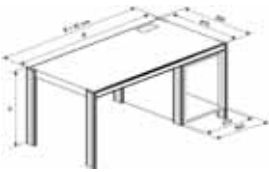
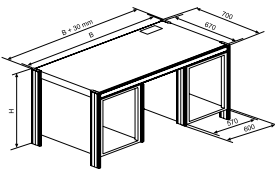
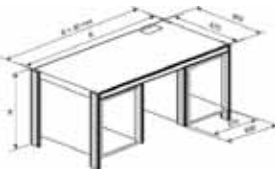


DAC00316

Basic desk

- Basic desk with 4 legs
- 19" Pedestal, 536,6 mm in accordance with ICE 297
- Side panels removable
- Rear panel removable, with vent slots

Knürr Dacobas® Desk
With / without 19" office pedestal, depth 670 / 870 mm

	W	H	D	CRS	Pedestal	Order no.	UP
 DAC20012	570	750	670	•	centre	01.304.108.1	1 unit
	1140	750	670	•	left	01.304.106.1	1 unit
	1710	750	670	•	left	01.304.110.1	1 unit
 DAC20033	570	750	870	•	centre	01.304.105.1	1 unit
	1140	750	870	•	left	01.304.103.1	1 unit
	1710	750	870	•	left	01.304.101.1	1 unit
 DAC20034	1140	750	670	•	right	01.304.107.1	1 unit
	1710	750	670	•	right	01.304.111.1	1 unit
 DAC20013	1140	750	870	•	right	01.304.104.1	1 unit
	1710	750	870	•	right	01.304.102.1	1 unit
 DAC20014	1710	750	670	•	left+right	01.304.109.1	1 unit
 DAC20066	1710	750	870	•	left+right	01.304.100.1	1 unit







Combi desk

- Combi desk with 4 legs and link-up extrusion
- Offset leg to ensure unobstructed leg space

DAC20015

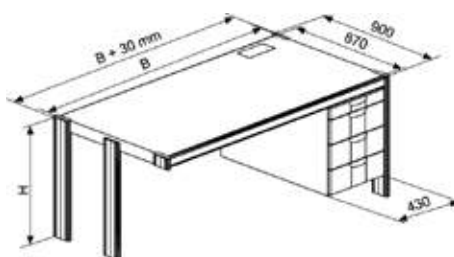
Knürr Dacobas® Combi Desk*
Without office pedestal, depth 870 mm

	W	H	D	CRS	ESD	Pedestal/Link-up	Order no.	UP
 DAC20015	570	750	870	•		without, left	01.300.343.1	1 unit
	1140	750	870	•		without, left	01.300.345.1	1 unit
	1710	750	870	•		without, left	01.300.347.1	1 unit
 DAC20148	570	750	870	•		without, right	01.300.344.1	1 unit
	1140	750	870	•		without, right	01.300.346.1	1 unit
	1710	750	870	•		without, right	01.300.348.1	1 unit
 DAC20015	570	750	870			without, left	01.300.331.1	1 unit
	1140	750	870			without, left	01.300.333.1	1 unit
	1710	750	870			without, left	01.300.335.1	1 unit
	570	750	870		•	without, left	01.360.331.1	1 unit
	1140	750	870		•	without, left	01.360.333.1	1 unit
	1710	750	870		•	without, left	01.360.335.1	1 unit
 DAC20148	570	750	870			without, right	01.300.332.1	1 unit
	1140	750	870			without, right	01.300.334.1	1 unit
	1710	750	870			without, right	01.300.336.1	1 unit
	570	750	870		•	without, right	01.360.332.1	1 unit
	1140	750	870		•	without, right	01.360.334.1	1 unit
	1710	750	870		•	without, right	01.360.336.1	1 unit

* Combi desk:
with offset extrusion in the combi range

Dimensions in mm: W= Width
 H = Height
 D = Depth
 h = Installation height
 d = Useful depth
 L = Length
 HU = Standard height unit, 1 HU = 44.45 mm
 19" = 482.6 mm, (ideal for 19" components in acc. with DIN 41494)
 UP = Unit of packaging
 kg = Weight

Conversion: 1 mm = 0.03937 inch
 1 kg = 2.2046 pound
 Replace „x“ with the number of your color choice



DAC00320





Combi desk

- Combi desk with 4 legs and link-up extrusion
- Offset leg to ensure unobstructed leg space
- With lockable office pedestal

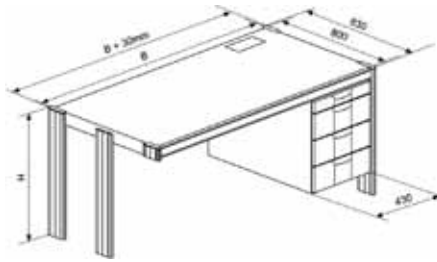
Model

- With office pedestal
- Drawer height, 3 x 150 mm or 1 x 150 mm, 1 x 300 mm with suspension frame
- With 1 utility extension

**Knürr Dacobas® Combi Desk*
With office pedestal, depth 870 mm**

	W	H	D	CRS	ESD	Pedestal / Link-up	Order no.	UP
 <p>DAC20051</p>	1140	720	870	•		3 x 150 mm, left	01.317.341.1	1 unit
	1710	720	870	•		3 x 150 mm, left	01.317.345.1	1 unit
	1140	750	870	•		3 x 150 mm, left	01.317.841.1	1 unit
	1710	750	870	•		3 x 150 mm, left	01.317.845.1	1 unit
	1140	750	870		•	3 x 150 mm, left	01.317.825.1	1 unit
	1710	750	870		•	3 x 150 mm, left	01.317.829.1	1 unit
	1140	750	870		•	3 x 150 mm, left	01.363.825.1	1 unit
	1710	750	870		•	3 x 150 mm, left	01.363.829.1	1 unit
 <p>DAC20053</p>	1140	720	870	•		3 x 150 mm, right	01.317.340.1	1 unit
	1710	720	870	•		3 x 150 mm, right	01.317.344.1	1 unit
	1140	750	870	•		3 x 150 mm, right	01.317.840.1	1 unit
	1710	750	870	•		3 x 150 mm, right	01.317.844.1	1 unit
	1140	750	870		•	3 x 150 mm, right	01.317.824.1	1 unit
	1710	750	870		•	3 x 150 mm, right	01.317.828.1	1 unit
	1140	750	870		•	3 x 150 mm, right	01.363.824.1	1 unit
	1710	750	870		•	3 x 150 mm, right	01.363.828.1	1 unit
 <p>DAC20055</p>	1140	720	870	•		150 + 300 mm, left	01.317.343.1	1 unit
	1710	720	870	•		150 + 300 mm, left	01.317.347.1	1 unit
	1140	750	870	•		150 + 300 mm, left	01.317.843.1	1 unit
	1710	750	870	•		150 + 300 mm, left	01.317.847.1	1 unit
	1140	750	870		•	150 + 300 mm, left	01.317.827.1	1 unit
	1710	750	870		•	150 + 300 mm, left	01.317.831.1	1 unit
	1140	750	870		•	150 + 300 mm, left	01.363.827.1	1 unit
	1710	750	870		•	150 + 300 mm, left	01.363.831.1	1 unit
 <p>DAC20057</p>	1140	720	870	•		150 + 300 mm, right	01.317.342.1	1 unit
	1710	720	870	•		150 + 300 mm, right	01.317.346.1	1 unit
	1140	750	870	•		150 + 300 mm, right	01.317.842.1	1 unit
	1710	750	870	•		150 + 300 mm, right	01.317.846.1	1 unit
	1140	750	870		•	150 + 300 mm, right	01.317.826.1	1 unit
	1710	750	870		•	150 + 300 mm, right	01.317.830.1	1 unit
	1140	750	870		•	150 + 300 mm, right	01.363.826.1	1 unit
	1710	750	870		•	150 + 300 mm, right	01.363.830.1	1 unit

* Combi desk:
with offset extrusion in the combi range



DAC00328





Combi desk

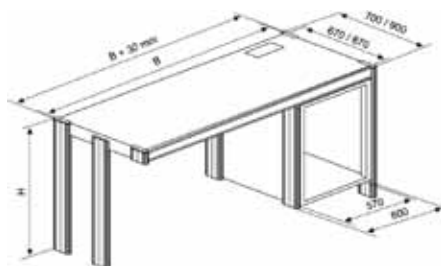
- Combi desk with 4 legs and link-up extrusion
- Offset leg to ensure unobstructed leg space
- With or without lockable office pedestal

Model

- Without office pedestal
- With office pedestal
- Drawer height, 3 x 150 mm or 1 x 150 mm, 1 x 300 mm with suspension frame
- With 1 utility extension

Knürr Dacobas® Combi Desk*
With / without office pedestal, depth 800 mm

	W	H	D	CRS	Pedestal / For linking	Order no.	UP
 DAC20017	1200	720	800	•	3 x 150 mm, left	01.319.150.1	1 unit
	1600	720	800	•	3 x 150 mm, left	01.319.145.1	1 unit
 DAC20018	1200	720	800	•	3 x 150 mm, right	01.319.151.1	1 unit
	1600	720	800	•	3 x 150 mm, right	01.319.146.1	1 unit
 DAC20019	1200	720	800	•	150 + 300 mm, left	01.319.152.1	1 unit
	1600	720	800	•	150 + 300 mm, left	01.319.147.1	1 unit
 DAC20020	1200	720	800	•	150 + 300 mm, right	01.319.153.1	1 unit
	1600	720	800	•	150 + 300 mm, right	01.319.148.1	1 unit


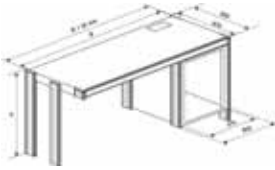


DAC00330

Combi desk

- Combi desk with 4 legs and link-up extrusion
- Offset leg to ensure unobstructed leg space
- With 19" pedestal, 536,6 mm in accordance with ICE 297
- Side panels removable
- Rear panel removable, with vent slots
- 1 HU = 44.45 mm

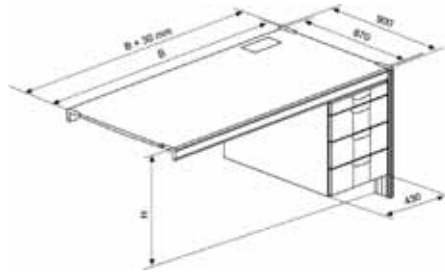
Knürr Dacobas® Combi Desk*
With 19" office pedestal, depth 870 mm

	W	H	D	CRS	Pedestal / For linking	Order no.	UP
 <p>DAC20021</p>	1140	750	870	•	left	01.304.315.1	1 unit
	1710	750	870	•	left	01.304.317.1	1 unit
 <p>DAC20140</p>	1140	750	870	•	right	01.304.314.1	1 unit
	1710	750	870	•	right	01.304.316.1	1 unit

* Combi desk:
with offset extrusion in the combi range

Dimensions in mm: W= Width
 H = Height
 D = Depth
 h = Installation height
 d = Useful depth
 L = Length
 HU = Standard height unit, 1 HU = 44.45 mm
 19"= 482.6 mm, (ideal for 19" components in acc. with DIN 41494)
 UP = Unit of packaging
 kg = Weight

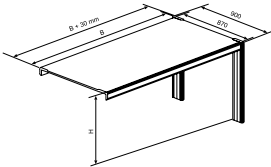




Conversion: 1 mm = 0.03937 inch
 1 kg = 2.2046 pound
 Replace „x“ with the number of your color choice

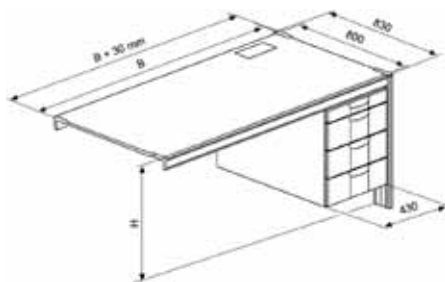


DAC00333

- Add-on desk**
 - Add-on desk with 2 legs
 - With or without lockable office pedestal
- Model**
 - Without office pedestal
 - With office pedestal
 - Drawer height, 3 x 150 mm or 1 x 150 mm, 1 x 300 mm with suspension frame
 - With 1 utility extension

Knürr Dacobas® Add-On Desk*
With / without office pedestal, depth 870 mm

	W	H	D	CRS	ESD	Pedestal / For add-on	Order no.	UP
 <p>DAC20141</p>	570	750	870			without, left or right	01.300.359.1	1 unit
	1140	750	870			without, left or right	01.300.360.1	1 unit
	1710	750	870			without, left or right	01.300.361.1	1 unit
	570	750	870		•	without, left or right	01.360.359.1	1 unit
	1140	750	870		•	without, left or right	01.360.360.1	1 unit
	1710	750	870		•	without, left or right	01.360.361.1	1 unit
 <p>DAC20142</p>	1140	720	870	•		3 x 150 mm, left	01.317.375.1	1 unit
	1710	720	870	•		3 x 150 mm, left	01.317.379.1	1 unit
	1140	750	870	•		3 x 150 mm, left	01.317.875.1	1 unit
	1710	750	870	•		3 x 150 mm, left	01.317.879.1	1 unit
	1140	750	870			3 x 150 mm, left	01.317.859.1	1 unit
	1710	750	870			3 x 150 mm, left	01.317.863.1	1 unit
 <p>DAC20143</p>	1140	720	870	•		3 x 150 mm, right	01.317.374.1	1 unit
	1710	720	870	•		3 x 150 mm, right	01.317.378.1	1 unit
	1140	750	870	•		3 x 150 mm, right	01.317.874.1	1 unit
	1710	750	870	•		3 x 150 mm, right	01.317.878.1	1 unit
	1140	750	870			3 x 150 mm, right	01.317.858.1	1 unit
	1710	750	870			3 x 150 mm, right	01.317.862.1	1 unit
 <p>DAC20144</p>	1140	720	870	•		150 + 300 mm, left	01.317.377.1	1 unit
	1710	720	870	•		150 + 300 mm, left	01.317.381.1	1 unit
	1140	750	870	•		150 + 300 mm, left	01.317.877.1	1 unit
	1710	750	870	•		150 + 300 mm, left	01.317.881.1	1 unit
	1140	750	870			150 + 300 mm, left	01.317.861.1	1 unit
	1710	750	870			150 + 300 mm, left	01.317.865.1	1 unit
 <p>DAC20145</p>	1140	720	870	•		150 + 300 mm, right	01.317.376.1	1 unit
	1710	720	870	•		150 + 300 mm, right	01.317.380.1	1 unit
	1140	750	870	•		150 + 300 mm, right	01.317.876.1	1 unit
	1710	750	870	•		150 + 300 mm, right	01.317.880.1	1 unit
	1140	750	870			150 + 300 mm, right	01.317.860.1	1 unit
	1710	750	870			150 + 300 mm, right	01.317.864.1	1 unit
	1710	750	870		•	150 + 300 mm, right	01.363.864.1	1 unit



DAC00361





Add-on desk

- Add-on desk, with 2 legs
- With or without lockable office pedestal

Model

- Without office pedestal
- With office pedestal
- Drawer height, 3 x 150 mm or 1 x 150 mm, 1 x 300 mm with suspension frame
- With 1 utility extension

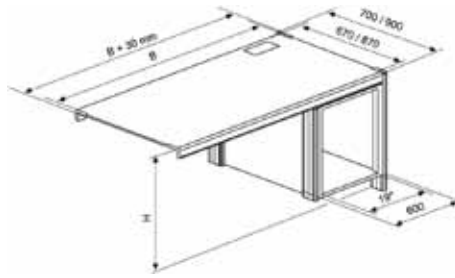
**Knürr Dacobas® Add-On Desk*
With / without office pedestal, depth 800 mm**

	W	H	D	CRS	Pedestal / For add-on	Order no.	UP
 DAC20059	1200	720	800	•	3 x 150 mm, left	01.319.175.1	1 unit
	1600	720	800	•	3 x 150 mm, left	01.319.170.1	1 unit
 DAC20061	1200	720	800	•	3 x 150 mm, right	01.319.176.1	1 unit
	1600	720	800	•	3 x 150 mm, right	01.319.171.1	1 unit
 DAC20063	1200	720	800	•	150 + 300 mm, left	01.319.177.1	1 unit
	1600	720	800	•	150 + 300 mm, left	01.319.172.1	1 unit
 DAC20065	1200	720	800	•	150 + 300 mm, right	01.319.178.1	1 unit
	1600	720	800	•	150 + 300 mm, right	01.319.173.1	1 unit

* Add-on desk:
Without extrusions in the link-up range

Dimensions in mm: W= Width
 H = Height
 D = Depth
 h = Installation height
 d = Useful depth
 L = Length
 HU = Standard height unit, 1 HU = 44.45 mm
 19" = 482.6 mm, (ideal for 19" components in acc. with DIN 41494)
 UP = Unit of packaging
 kg = Weight

Conversion: 1 mm = 0.03937 inch
 1 kg = 2.2046 pound
 Replace „x“ with the number of your color choice



DAC00366

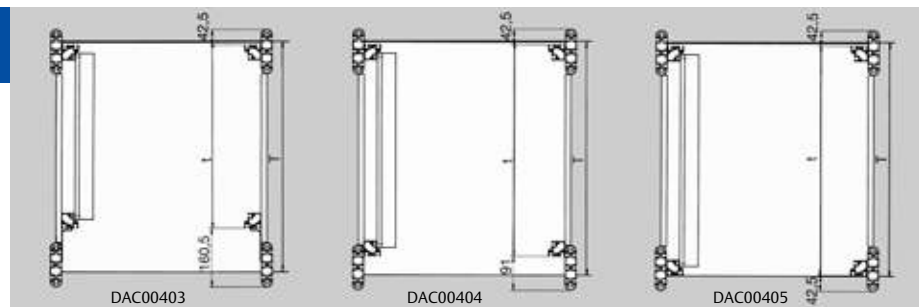
Add-on desk

- Add-on desk with 2 legs
- With or without 19" pedestal, 536,6 mm in accordance with ICE 297
- Side panels removable
- Rear panel removable, with vent slots

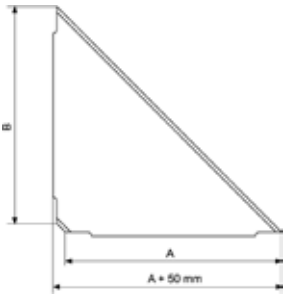
Knürr Dacobas® Add-On Desk*
With / without 19" office pedestal, depth 670 / 870 mm

	W	H	D	CRS	Pedestal / For add-on	Order no.	UP
<p>DAC20141</p>	570	750	870	•	without, left or right	01.300.377.1	1 unit
	1140	750	870	•	without, left or right	01.300.378.1	1 unit
	1710	750	870	•	without, left or right	01.300.380.1	1 unit
<p>DAC20146</p>	1140	750	870	•	left	01.304.335.1	1 unit
	1710	750	870	•	left	01.304.337.1	1 unit
<p>DAC20147</p>	1140	750	870	•	right	01.304.334.1	1 unit
	1710	750	870	•	right	01.304.336.1	1 unit

19" Desk Pedestal



	Variant I	Variant II	Variant III
Rack depth / enclosure depth D (mm)	670/870	670/870	670/870
Chassis depth d (mm)	497/697	566,5/766,5	615/815
Chassis depth for 2nd mounting level (mm)	216,5/416,5	286,5/486,5	334,5/534,5

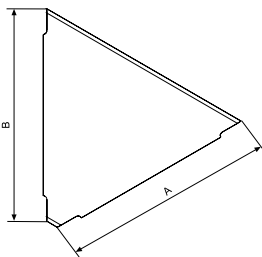


DAC00499

Knürr Dacobas® Triangle Corner, 90°
With corner frame and mounting material

- 90° Triangle corner with corner frame and mounting material

A	B	Order no.	UP
870	870	01.300.050.1	1 unit

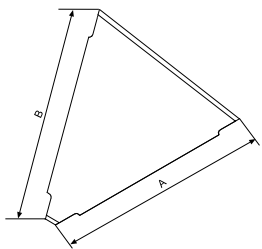


DAC00372

Knürr Dacobas® Triangle Corner, 60°
With corner frame and mounting material

- 60° Triangle corner with corner frame and mounting material

A	B	Order no.	UP
870	870	01.300.059.1	1 unit



DAC20117

Knürr Dacobas® Triangle Corner, 45°
With corner frame and mounting material

- 45° Triangle corner with corner frame and mounting material


A	B	ESD	Order no.	UP
870	870		01.300.045.1	1 unit
870	870	•	01.360.045.1	1 unit

Dimensions in mm: W= Width
 H = Height
 D = Depth
 h = Installation height
 d = Useful depth
 L = Length

HU = Standard height unit, 1 HU = 44.45 mm
 19" = 482.6 mm, (ideal for 19" components in acc. with DIN 41494)
 UP = Unit of packaging
 kg = Weight

Conversion: 1 mm = 0.03937 inch
 1 kg = 2.2046 pound

Replace „x“ with the number of your color choice

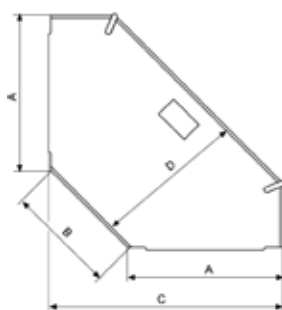


DAC00374

Knürr Dacobas® Wall Corner With corner frame, desk leg and mounting material

- Wall corner with corner frame, desk leg and mounting material

H	A	B	ESD	Order no.	UP
720	870	870		01.300.031.1	1 unit
720	670	870		01.300.033.1	1 unit
720	870	670		01.300.032.1	1 unit
720	670	670		01.300.030.1	1 unit
750	870	870	•	01.360.035.1	1 unit

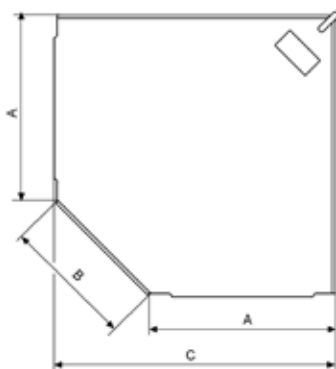


DAC00496

Knürr Dacobas® Trapezoid Corner With corner frame, desk leg and mounting material

- Trapezoid corner with corner frame, 2 desk legs and mounting material

H	A	B	C	D	CRS	ESD	Order no.	UP
720	870	610	1317	870	•		01.300.137.1	1 unit
750	870	610	1317	870	•		01.300.141.1	1 unit
750	670	610	1117	729	•		01.300.143.1	1 unit
750	870	610	1317	870		•	01.360.140.1	1 unit



DAC00495

Knürr Dacobas® Trapezoid Wall Corner With corner frame, desk leg and mounting material

- Trapezoid wall corner with corner frame, 1 desk leg and mounting material

H	A	B	C	CRS	Order no.	UP
720	870	610	1317	•	01.300.123.1	1 unit
750	870	610	1317	•	01.300.127.1	1 unit



EAP20020

Knürr Dacobas® Desk Rear Panel

- Modesty panel
- For Knürr Dacobas® desks with and without 19" pedestals or with and without office pedestals
- **Standards**
DIN 68761 for cover
- **Material / Finish**
 - Mounting bracket, sheet steel, powder-coated texture
 - Cover: three layer particle board, FP / YE1 version, fire protection class B2
- **Colour**
Retaining extrusions: RAL 9011 graphite black
Wooden parts: light-grey
- **Supply schedule**
2 Mounting brackets
1 Rear panel
Mounting material
- **How supplied**
Flat packed in modules

W	H	D	Order no.	UP
540	580	570	01.301.555.1	1 unit
1110	580	1140	01.301.556.1	1 unit
1680	580	1710	01.301.557.1	1 unit



EAP20019

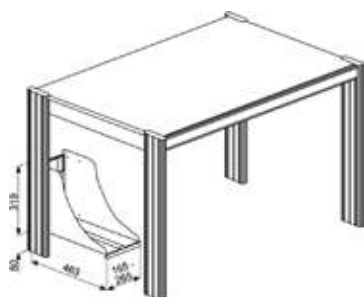
Knürr Dacobas® Desk Side Panels with Retaining Extrusions For desk height, 750 mm

W	H	D	Order no.	UP
	580	670	01.302.419.1	1 unit
	580	870	01.302.417.1	1 unit

Dimensions in mm: W= Width
H = Height
D = Depth
h = Installation height
d = Useful depth
L = Length

HU = Standard height unit, 1 HU = 44.45 mm
19" = 482.6 mm, (ideal for 19" components in acc. with DIN 41494)
UP = Unit of packaging
kg = Weight

Conversion: 1 mm = 0.03937 inch
1 kg = 2.2046 pound
Replace „x“ with the number of your color choice



DAC20093

Knürr Dacobas® Computer Support – Side

- Can be mounted on the left, right or both sides on the vertical extrusion (both inside and outside) at any height.
- Width adjustable from 165 mm to 265 mm

Material / Finish
Sheet steel, conductive powder-coated texture, RAL 7035 light-grey

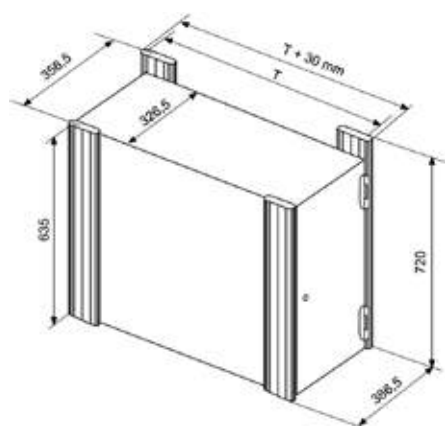
Load rating
250 N (static surface load)

Note
The lowest mounting position should be 80 mm (min. floor clearance)

Supply schedule
1 Computer shelf
Mounting material

How supplied
Flat-packed kit

W	H	D	Order no.	UP
165-265	319	463	04.208.078.1	1 unit



DAC00341

Knürr Dacobas® PC Pedestal, sheet steel model

- PC Pedestal**
- PC pedestal with front and rear door, lockable
 - With extension and master switch
 - With cable entry

Dimensions

- Useful space with extension: Width = 300 mm, height = 542 mm
- Without extension: Width = 300 mm, height = 590 mm

For mounting on Knürr Dacobas® add-on desks*

D	Pedestal	Order no.	UP
870	left	01.302.218.1	1 unit
800	left	01.311.308.1	1 unit
870	right	01.302.219.1	1 unit
800	right	01.311.309.1	1 unit



DAC20183

Knürr Dacobas® PC Pedestal

- Bonded main unit
- With passive ventilation *
- Full glass doors and lock at the front
- Stationary with leveling feet
- With cable routing set at the rear top for cabling in the vertical cable duct

Material / finish

- Main unit: Three layer particle board FP/Y E 1 version, directly coated, fire protection class B2
- Front doors: Full glass doors, EMC, 6 mm, clear glass

Colour combination
Final digit of order number .1:
- Main unit: Light gray
- Door: Full glass door, EMC, 6 mm, clear glass

Supply schedule
1 PC pedestal
Mounting material

How supplied
Preassembled

W	H	D	w	h	d	Model	Order no.	UP
350	680	826	310	630	780	Lock for H 750, left	00.320.540.1	1 unit
350	680	826	310	630	780	Lock for H 750, right	00.320.541.1	1 unit
350	650	826	310	600	780	Lock for H 720, left	00.320.542.1	1 unit
350	650	826	310	600	780	Lock for H 720, right	00.320.543.1	1 unit



DAC00356

Knürr Dacobas® Leg Set for Add-on Desks For connecting 3-way desk combinations

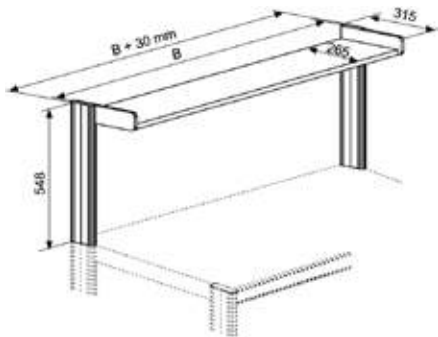
Material / Finish
Desk leg, extruded aluminium,
powder-coated texture

Colour
RAL 5008, grey blue

Supply schedule
1 Desk leg, L 695 mm with levelling
screw and caps
1 Link-up extrusion, L 67 mm with caps

How supplied
Flat-packed kit

W	H	D	Order no.	UP
	720		01.300.078.1	1 unit
	750		01.300.079.1	1 unit

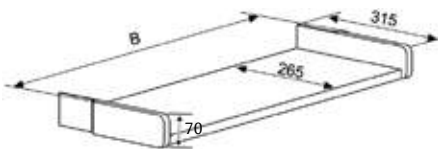


DAC00350

Knürr Dacobas® Second Working Level Load rating up to 800 N with surface load

- Storage shelf with mounting brackets
- Plastic covers for mounting bracket
- Extrusions for mounting on desk

W	H	D	d	Order no.	UP
1710	548	315	265	01.304.370.1	1 unit
1140	548	315	265	01.304.371.1	1 unit
570	548	315	265	01.304.372.1	1 unit



DAC00351

Knürr Dacobas® Storage Shelf Load rating up to 800 N with surface load

- Storage shelf with mounting brackets
- Plastic covers for mounting bracket

W	D	d	Order no.	UP
1710	315	265	01.304.380.1	1 unit
1140	315	265	01.304.381.1	1 unit
570	315	265	01.304.382.1	1 unit

Dimensions in mm: W= Width
H = Height
D = Depth
h = Installation height
d = Useful depth
L = Length

OU = Office unit (50 mm)
HU = Standard height
unit, 1 HU = 44.45 mm
19" = 482.6 mm,
(ideal for 19" components
in acc. with DIN 41494)
UP = Unit of packaging
kg = Weight

Conversion: 1 mm = 0.03937 inch
1 kg = 2.2046 pound

Replace „x“ with the number of your
color choice

Standard model Mobile Drawer Unit

Technical data

- Bonded main unit
- All telescopic slides enclosed
- Drawer catch
- Central locking system with exchangeable cylinder
- 1 key as stabilizer

Guides

- 1 OU (50 mm) material tray
Single extension
- 3 OU (150 mm) telescopic slides
Part pull-out
- 6 OU (300 mm) telescopic slides
Full pull-out

Drawer unit model:

- 3 x 150 mm (3x3 OU)
or
- 1 x 150 mm , 1 x 300 mm
(3 OU + 6 OU)
- 1 utility tray
- At 300 mm with suspension frame

Material / finish

- Main unit and top cover:
Three-layer particle board, FP/Y E1
version, directly coated, fire

- protection class B2
- Drawer tray:
Sheet steel in black
- Castor diameter, 37 mm

Type 1

- Drawer trims and
drawer handle: Plastic (PS)

Typ 2

- Drawer trims in directly coated
version, conductive, ESD
drawer handle: Plastic (PS)

Typ 3

- Drawer trims in directly coated
version, drawer handle: Metal

Dimensions

- Height, 561 mm
- Depth, 600 or 800 mm
- Width, 435 mm

Colour combination

- Final digit of order number .1:
- Main unit, top cover, drawer trims
and handle: Light gray

- Final digit of order number .5:
- Main unit, drawer trims and handles:
RAL 7021 dark gray
- Top cover: Beech finish

Load rating

- 400 N per twin swivel castor

Standards

- Main unit and top cover: DIN 68765
- EN 438 for high pressure laminate

On request:

- Various drawer unit locking, with
master key

Supply schedule

- 1 mobile drawer unit, 500 mm
(10 OU)

How supplied

- Assembled



CIC20028



CIC20029

Mobile Drawer Unit in ESD model

Technical data

- Main unit and top cover, conductive three-
layer particle board FP/Y E1 version
Directly coated, fire protection class B2
- Drawer trims in wood version, three-layer
particle board FP/Y E1 version
Directly coated, fire protection class B2
- Drawer handle, conductive, black (PS)
- Requirements in acc. with EN 61340 and
EN 438

Colour

- Main unit and front trims, light gray
- Handles: RAL 9011 black

Trials/tests in acc. with

- IEC 61340-5-1, EN 438 T1 + T2

W	H	D	Model	ESD	Type	Order no.	UP
435	561	600	50-150-150-150		1	00.320.500.x	1 unit
435	561	600	50-150-300		1	00.320.501.x	1 unit
435	561	800	50-150-150-150		1	00.320.502.x	1 unit
435	561	800	50-150-300		1	00.320.503.x	1 unit
435	561	600	50-150-150-150	•	2	01.366.500.1	1 unit
435	561	600	50-150-300	•	2	01.366.501.1	1 unit
435	561	800	50-150-150-150	•	2	01.366.502.1	1 unit
435	561	800	50-150-300	•	2	01.366.503.1	1 unit
435	561	600	50-150-150-150		3	00.320.505.x	1 unit
435	561	600	50-150-300		3	00.320.506.x	1 unit
435	561	800	50-150-150-150		3	00.320.507.x	1 unit
435	561	800	50-150-300		3	00.320.508.x	1 unit

Knürr Dacobas® Free-Standing Unit Technical data

- Bonded main unit
- At 300 mm with suspension frame
- Guides:
 - 50 mm Utility tray
 - Easy pull-out
 - 150 mm Telescopic slides
 - Part pull-out
 - 300 mm Telescopic slides
 - Full pull-out
- All telescopic slides enclosed
- Drawer catch
- Central lock system with exchangeable cylinder
- 1 Key as folding key

Material

- Sheet steel frame, zinc-passivated
- Extruded aluminium legs
- Worktop and covers, three layer particle board, FP/Y E1 version, fire protection class B2

- Worktop coating
- High-pressure plastic laminate
- Drawer trims and drawer handle, plastic (PS)
- Drawer main unit, sheet steel, black

Finish / Colour

- Worktop, covers, front trim and handle: light-grey
- Legs: powder-coated texture, RAL 5008, grey-blue

Colour combination

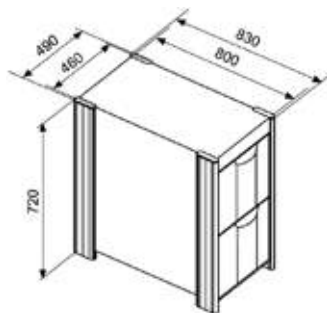
- Final digit of order number .1
- Light-grey / RAL 5008, grey-blue

How supplied

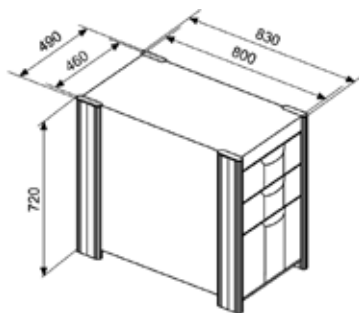
- Fully assembled

Knürr Dacobas® Free-Standing Unit

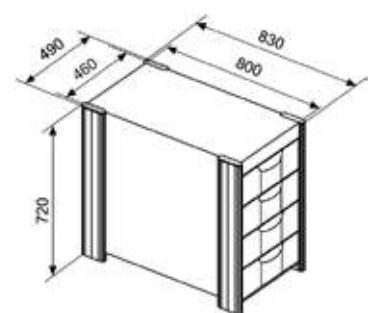
W	H	D	Model	Order no.	UP
			2 x 300	00.320.510.1	1 unit
			2x150+1x300	00.320.511.1	1 unit
			4 x 150	00.320.512.1	1 unit



DAC00275



DAC00276



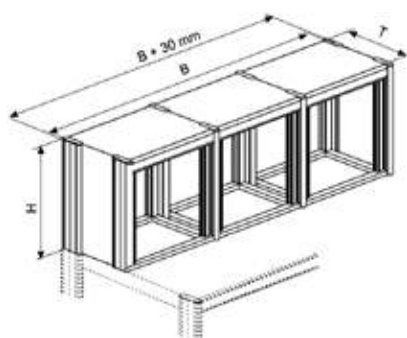
DAC00277

Dimensions in mm: W= Width
 H = Height
 D = Depth
 h = Installation height
 d = Useful depth
 L = Length

HP = Horizontal pitch
 HU = Standard height unit, 1 HU = 44.45 mm
 19" = 482.6 mm, (ideal for 19" components in acc. with DIN 41494)
 UP = Unit of packaging
 kg = Weight

Conversion: 1 mm = 0.03937 inch
 1 kg = 2.2046 pound

Replace „x“ with the number of your color choice



DAC00490

Knürr Dacobas® 19" Superstructure

- 19" Superstructure for mounting chassis', 19" modular chassis' and panels
- Front and rear side of the superstructure with 19" extrusions for fitting chassis' and modules in the 19" system and blanking plates
- Complies with IEC 297; the superstructure provides an additional working level and storage surface
- Link-up extrusions for fixing on desk

Dimensions

Installation depth, 365 mm

Standards

- DIN 68761 for worktops
- EN 438 HGS class for high pressure plastic laminate

Material / Finish

- Top and bottom cover, sheet steel, powder-coated texture
- Top cover: three layer particle board, FP/Y E1 version, fire protection class B2
- Side covers: three layer particle board, FP/Y E1 version, fire protection class B2

- Link-up extrusions: extruded aluminium, powder-coated texture
- 19" Extrusions: extruded aluminium

Colour

- Top cover and side covers: light-grey
- Top and bottom cover: RAL 9011, graphite black
- Rear panel: RAL 7035 light-grey
- Link-up extrusions: RAL 5008 grey blue

Installation options

- 3 x 449,0 mm
- 3 x 581,1 mm
- 3 x 750,7 mm


Supply schedule

- Bottom cover
- Metal cover
- Rear panels
- Top cover

Note

Front panels can be found in the accessories catalogue

W	H	D	h	HU	Order no.	UP
570	548	420	449	10	01.304.156.1	1 unit
1140	548	420	449	10	01.304.157.1	1 unit
1710	548	420	449	10	01.304.158.1	1 unit
570	680	420	581,1	13	01.304.164.1	1 unit
1140	680	420	581,1	13	01.304.168.1	1 unit
1710	680	420	581,1	13	01.304.178.1	1 unit
570	815	420	750,1	16	01.304.166.1	1 unit
1140	815	420	750,1	16	01.304.170.1	1 unit
1710	815	420	750,1	16	01.304.180.1	1 unit



EAP20076

Mini Distributor for Knürr Dacobas®

- The mini distributor is based on an extruded aluminium extrusion. T-slots and screw channels are used to mount trade standard installation technology. The mini distributor can be equipped at the front with 3 HU front panel sections. With the adapters on the side, the mini distributor can be mounted on the Knürr Dacobas® desk and workbench system.

Material / Finish

Aluminium extrusion, antistatic powder-coated texture, RAL 7035
Adapter: sheet steel, antistatic powder-coated texture, RAL 7035

Supply schedule

- 1 Mini distributor extrusion
- 2 Knürr Dacobas® extensions
- 2 Mounting adapters
- Mounting material

Attention!

To ensure protection against electric shock, empty slots must be covered with front panel sections.

Note

The appropriate installation components can be found in the accessories catalogue

W	L	HP	Order no.	UP
1140	1105	217	04.211.010.1	1 unit
1710	1675	329	04.211.011.1	1 unit



RAP20034

Knürr Dacobas®

19" Cabinets

Technical systems are not installed in large numbers directly in the workstation system for the most diverse reasons, but rather alongside or in a special central technical room.

In order to ensure that furniture system and 19" cabinet system are compatible with each other, Knürr Dacobas®

provides a correspondingly designed 19" range.

Knürr Dacobas® is additionally rounded off by an accessories range, which covers other special applications.



Dimensions in mm: W= Width
 H = Height
 D = Depth
 h = Installation height
 d = Useful depth
 L = Length

HU = Standard height unit, 1 HU = 44.45 mm
 19" = 482.6 mm, (ideal for 19" components in acc. with DIN 41494)
 UP = Unit of packaging
 kg = Weight

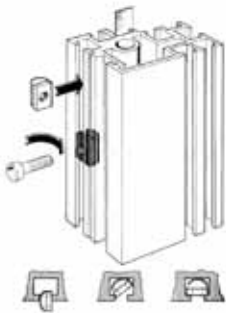
Conversion: 1 mm = 0.03937 inch
 1 kg = 2.2046 pound

Replace „x“ with the number of your color choice

Knürr Dacobas® 19" Cabinets Strong points




DAC00465



1 DAC00027



4 DAC00466



5 DAC00467




6 DAC00468



2 DAC00471



7 DAC00469



3 DAC20205



8 DAC00470

- 1 Installation option at any height and depth without significant mounting expense using T-slot principle with spring nuts.
- 2 Standard cabinet types provide installation space between front door and front panel level of up to 91 mm.
- 3 Simple mounting of the components with integrated tape measure with HU division.
- 4 Mobility at installation point with stable, strong double castors.
- 5 Safe positioning with height adjustable feet with large stand area.
- 6 All components of the Knürr Dacobas® 19" cabinets are earthed in accordance with VDE 0100.
- 7 Accessible from all sides with hook-off side panels, rear doors and front doors (optional).
- 8 Rear door optionally with vent slots for optimal airflow.

Knürr Dacobas® 19" Cabinets for Components in Accordance with DIN 41 494

Technical data

Material / Finish

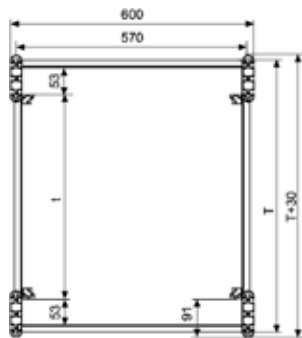
- Cabinet extrusions: extruded aluminium, powder-coated texture
- 19" Extrusions: extruded aluminium
- Top cover, covers and rear door: sheet steel, powder-coated texture
- Top cover and base frame: sheet steel, powder-coated texture, RAL 9011 black
- Plate feet: plastic

External dimensions

- Width 570 (600) mm
- Depth 670 (700) mm, 870 (900) mm
- Height 1298 mm - 2187 mm



DAC00415



DAC00449

Colour

- Final digit of order number .1:
- Top cover, covers and rear door: RAL 7035, light-grey
 - Cabinet extrusions: RAL 5008 grey blue

Tests

- Earth, VDE 0100
- Upgrade capability in accordance with protection rating IP 50

Configuration

- Stationary with levelling feet
- Mobile on double castors

Note

2 Cabinets can be optionally linked-up via 2 daco posts or directly linked via 1 daco post. With direct linking, the internal side panels are not used. Chassis runners and 19" shelves can be installed. Socket strips must be ordered separately.

Supply schedule

- 1 Basic rack with 2 side panels, 4 plate feet, 4 cabinet extrusions and 4 19" extrusions with T-slot
- 1 Top cover, closed
- 1 Rear panel with vent slots, lockable

How supplied

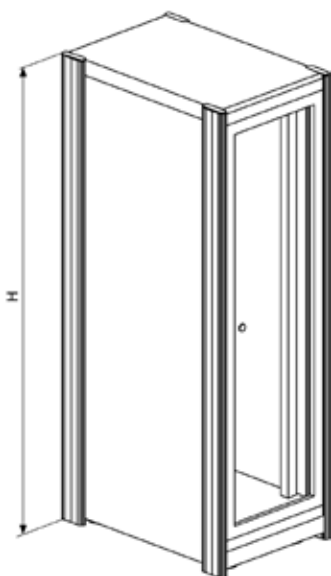
Fully assembled

Knürr Dacobas® 19" Cabinet Type B

Without front door, D 870 / 670 mm

- For components in accordance with DIN 41 494
- With fixed 19" component on the front and rear
- Foot frame with plate feet or twin castors
- Lockable rear door with perforations
- Cabinet extrusions
- 4 x 19" Extrusions with tape measure for adjusting installed components
- Side panels removable

W	H	D	HU/U	L	d	kg	Model	Order no.	UP
1298	670	24	1070	518	63,5	stationary	01.341.724.1	1 unit	
1298	870	24	1070	718	75,5	stationary	01.341.924.1	1 unit	
1431	670	27	1203,3	518	69,5	stationary	01.341.727.1	1 unit	
1431	870	27	1203,3	718	81,0	stationary	01.341.927.1	1 unit	
1565	670	30	1336,7	518	74,5	stationary	01.341.730.1	1 unit	
1565	870	30	1336,7	718	86,5	stationary	01.341.930.1	1 unit	
1698	670	33	1470	518	79,5	stationary	01.341.733.1	1 unit	
1698	870	33	1470	718	92,0	stationary	01.341.933.1	1 unit	
1831	670	36	1603,4	518	84,5	stationary	01.341.736.1	1 unit	
1831	870	36	1603,4	718	97,5	stationary	01.341.936.1	1 unit	
1965	670	39	1736,7	518	90,5	stationary	01.341.739.1	1 unit	
1965	870	39	1736,7	718	103,0	stationary	01.341.939.1	1 unit	
2187	670	44	1959	518	103,0	stationary	01.341.744.1	1 unit	
2187	870	44	1959	718	116,0	stationary	01.341.944.1	1 unit	
1298	670	24	1070	518	63,5	mobile	01.340.724.1	1 unit	
1298	870	24	1070	718	75,5	mobile	01.340.924.1	1 unit	
1431	670	27	1203,3	518	69,5	mobile	01.340.727.1	1 unit	
1431	870	27	1203,3	718	81,0	mobile	01.340.927.1	1 unit	
1565	670	30	1336,7	518	74,5	mobile	01.340.730.1	1 unit	
1565	870	30	1336,7	718	86,5	mobile	01.340.930.1	1 unit	
1698	670	33	1470	518	79,5	mobile	01.340.733.1	1 unit	
1698	870	33	1470	718	92,0	mobile	01.340.933.1	1 unit	
1831	670	36	1603,4	518	84,5	mobile	01.340.736.1	1 unit	
1831	870	36	1603,4	718	97,5	mobile	01.340.936.1	1 unit	
1965	670	39	1736,7	518	90,5	mobile	01.340.739.1	1 unit	
1965	870	39	1736,7	718	103,0	mobile	01.340.939.1	1 unit	
2187	670	44	1959	518	103,0	mobile	01.340.744.1	1 unit	
2187	870	44	1959	718	116,0	mobile	01.340.944.1	1 unit	

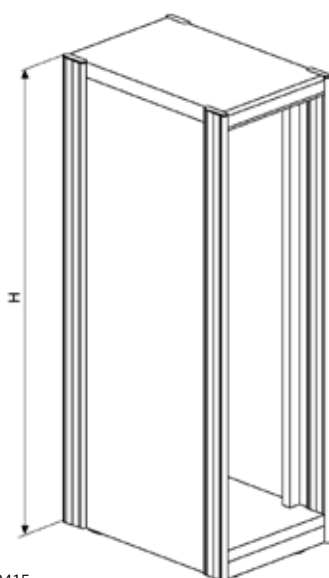


DAC00416

Knürr Dacobas® 19" Cabinet Type B With front door

- For installed components in accordance with DIN 41 494
- With fixed 19" installed component on the front and rear
- Mobile on double castors
- Lockable rear door with perforations
- Cabinet extrusions
- 4 x 19" Extrusions with tape measure for adjusting installed components
- Side panels removable

W	H	D	HU/U	L	d	kg	Model	Order no.	UP
1298	870	24	1070	718	79	stationary	01.325.924.1	1 unit	
1431	870	27	1203,3	718	85	stationary	01.325.927.1	1 unit	
1565	870	30	1336,7	718	91	stationary	01.325.930.1	1 unit	
1698	870	33	1470	718	97	stationary	01.325.933.1	1 unit	
1831	870	36	1603,4	718	103	stationary	01.325.936.1	1 unit	
1965	870	39	1736,7	718	109	stationary	01.325.939.1	1 unit	
1298	870	24	1070	718	79	mobile	01.324.924.1	1 unit	
1431	870	27	1203,3	718	85	mobile	01.324.927.1	1 unit	
1565	870	30	1336,7	718	91	mobile	01.324.930.1	1 unit	
1698	870	33	1470	718	97	mobile	01.324.933.1	1 unit	
1831	870	36	1603,4	718	103	mobile	01.324.936.1	1 unit	
1965	870	39	1736,7	718	109	mobile	01.324.939.1	1 unit	

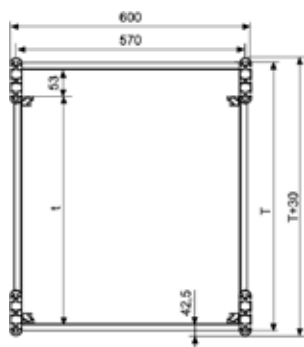


DAC00415

Knürr Dacobas® 19" Cabinet Type C Without front door

- For installed components in accordance with DIN 41 494
- With fixed 19" installed component on the front and rear
- Foot frame with plate feet
- Lockable rear door with perforations
- Cabinet extrusions
- 4 x 19" Extrusions with tape measure for adjusting installed components
- Side panels removable

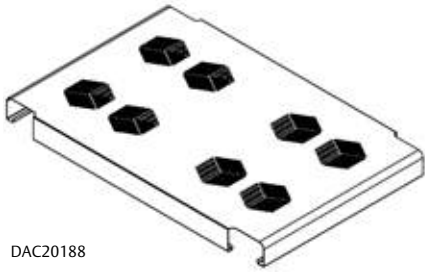
W	H	D	HU/U	L	d	kg	Model	Order no.	UP
1298	870	24	1070	766,5	75,5	stationary	01.337.924.1	1 unit	
1431	870	27	1203,3	766,5	81,0	stationary	01.337.927.1	1 unit	
1565	870	30	1336,7	766,5	86,5	stationary	01.337.930.1	1 unit	
1698	870	33	1470	766,5	92,0	stationary	01.337.933.1	1 unit	
1831	870	36	1603,4	766,5	97,5	stationary	01.337.936.1	1 unit	
1965	870	39	1736,7	766,5	103,0	stationary	01.337.939.1	1 unit	
2187	870	44	1959	766,5	116,0	stationary	01.337.944.1	1 unit	



DAC00451

Dimensions in mm: W= Width
 H = Height
 D = Depth
 h = Installation height
 d = Useful depth
 L = Length
 HU = Standard height unit, 1 HU = 44.45 mm
 19"= 482.6 mm, (ideal for 19" components in acc. with DIN 41494)
 UP = Unit of packaging
 kg = Weight

Conversion: 1 mm = 0.03937 inch
 1 kg = 2.2046 pound
 Replace „x“ with the number of your color choice



DAC20188

Top Cover With 4 fans and thermostat

- Top cover compatible with Knürr Dacobas® 19" cabinet, depth 870 mm
- Top cover fitted with 4 fans and protective grid
- With thermostat for regulating internal cabinet temperature
- Setting range: + 10°C ...+ 60°C
- Contact type: 1 change-over contact
- Sensor: thermo bimetal
- Interference suppression: in accordance with DIN 55014

Material / Finish

- Top cover: sheet steel, powder-coated texture
- AC – Axial fan
- Protective grid: type C, plastic
- Thermostat: plastic

Approvals

- Thermostat:
- CE Label in accordance with low

- voltage guideline 73/23/EWG
- EMC Guideline 89/336/EWG
- Protection rating, IP 30

Colour

- Top cover, RAL 7035 light-grey
- Protective grid, black

Supply schedule

- 1 Top cover
- 4 AC Axial fans
- 4 Protective grids
- 1 Thermostat
- 1 Mains cable

How supplied

- Pre-assembled

Note

- Replacement fan, 04.001.190.0
- Cabling possible on clamping bar

W	H	D	Order no.	UP
570	67	870	01.322.340.1	1 unit

Replacement Fan For top cover

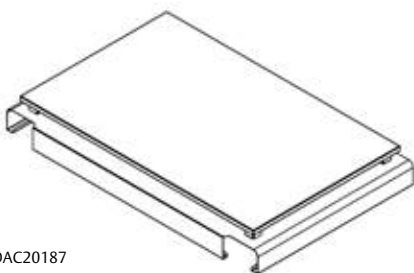
Technical data

- Max. volume flow 145 m3/h
- Electrical connection 220 V / 50 Hz
- Noise free blowing 44dB(A)
- Holding system Solid bearing
- Power consumption 15 W
- Nominal speed 2550/min
- Permissible environmental temp. -10... +55°C
- Estimated life expectancy 30,000 h/35°C
- Approvals: CSA, UL, VDE

Note

- Suitable for top cover with 4 fans and thermostat ON 01.322.340.1

W	H	D	Order no.	UP
			04.001.190.0	1 unit



DAC20187

Top Cover With vent lid and speed-controlled fan unit

- Top cover for Knürr Dacobas® 19" cabinet, depth 780 mm
- Top cover with vent lid and 9 fan cut-outs
- CoolBlast fan unit with:
 - Adjustable reference temperature (20° - 55°)
 - Speed control, 30 to 100%
 - Individual fan monitoring
 - 6 fans

Material/finish

- Top cover, sheet steel, powder-coated texture, 7035
- Fan unit, sheet steel, zinc-passivated, high-grade steel grid
- Front panel powder-coated, smooth, RAL 7035 light grey

Approvals

- Fan unit
- CE Label in accordance with Low Voltage Directive 2006/95/EC
- EMC Directive 89/336/EEC

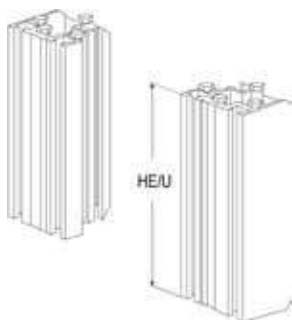
Supply schedule

- 1 top cover with vent lid
- 1 CoolBlast fan unit
- Wired to connection socket

How supplied

- Preassembled

W	H	D	Order no.	UP
570	108,5	870	01.322.341.1	1 unit



DAC00452

Knürr Dacobas® Accessories for 19" Cabinet Second mounting level

- For mounting electric components, front panels and mounting panels

Material
- 19" Mounting level of extruded aluminium

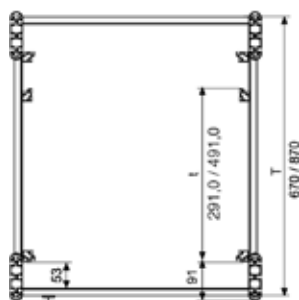
Note
Please note chassis depth "d" in the figure below when installing a second mounting level

Supply schedule
2 19" Mounting extrusions with T-slot, polished Mounting material

How supplied
Flat-packed kit

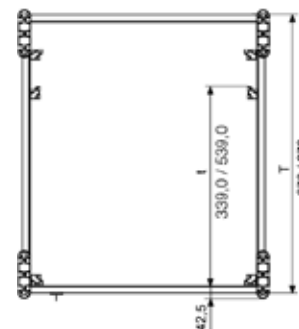
W	H	D	HU/U	h	Order no.	UP
			12	536,6	01.322.400.9	1 unit
			24	1070,0	01.322.402.9	1 unit
			27	1203,3	01.322.403.9	1 unit
			30	1336,7	01.322.404.9	1 unit
			33	1470,0	01.322.405.9	1 unit
			36	1603,4	01.322.406.9	1 unit
			39	1736,7	01.322.407.9	1 unit

19" Cabinet Type B
with 2nd mounting level

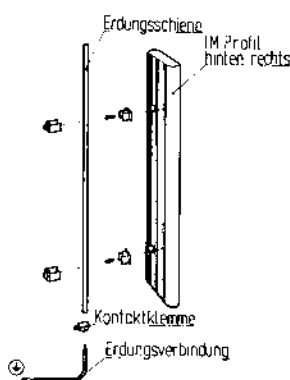
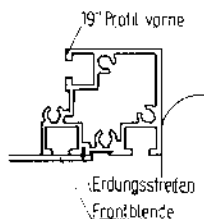


DAC00457

19" Cabinet Type C
with 2nd mounting level



DAC00458



DAC00453

Dimensions in mm: W= Width
H = Height
D = Depth
h = Installation height
d = Useful depth
L = Length
HU = Standard height unit, 1 HU = 44.45 mm
19" = 482.6 mm, (ideal for 19" components in acc. with DIN 41494)
UP = Unit of packaging
kg = Weight

Conversion: 1 mm = 0.03937 inch
1 kg = 2.2046 pound
Replace „x“ with the number of your color choice

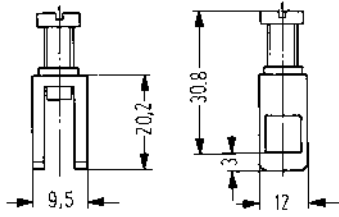
Knürr Dacobas® Accessories for 19" Cabinet Earth bar with mounting material, for mounting on the daco extrusion

Material
Electrolyt copper

Supply schedule

1 Earth bar
3 Spring nuts, M5
3 Oval head screws, M5
3 Retaining clamps for earth bar
2 Earth strips for front panels
1 Contact clip
1 Earth connection

W	H	D	HU/U	L	Order no.	UP
			24	1065	01.322.090.9	1 unit
			27	1197	01.322.091.9	1 unit
			30	1331	01.322.092.9	1 unit
			33	1465	01.322.093.9	1 unit
			36	1597	01.322.094.9	1 unit
			39	1731	01.322.095.9	1 unit



DAC00454

Knürr Dacobas® Contact Clip

- For the secure connection of equipment and installation components with the earthing bar

W	H	D	Order no.	UP
			04.000.125.7	20 units



DAC00473

Knürr Dacobas® Pull-Out Support Frame 19" Cabinet

- Can be used for all 19" cabinet types

Material / Colour

- Sheet steel, zinc passivated
- Frame trim: sheet steel, powder-coated texture, RAL 9011, graphite black

Supply Schedule

- 1 Pull-out support frame
- 1 Frame trim

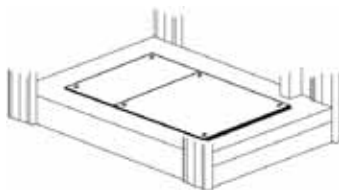
How supplied

- Flat-packed kit

Note

- Only delivered built-in in the ordered cabinet

W	H	D	Order no.	UP
			01.322.100.9	



DAC00459

Bottom Cover For dust-proof version, IP 50

- For installation in 19" cabinets

Protection rating

- IP 50

Supply schedule

- 1 Bottom cover
- Mounting material

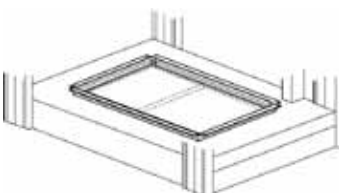
How supplied

- Flat-packed kit

Finish / Colour

- Bottom cover: sheet steel, powder-coated texture, RAL 9011, graphite black

W	H	D	Order no.	UP
		670	01.322.032.9	1 unit
		870	01.322.033.9	1 unit



DAC00460

Bottom Cover Air Filter

- For installation in 19" cabinets
- Filters intake air

Finish / Colour

- Air filter frame: sheet steel, powder-coated texture, RAL 9011, graphite black

Supply schedule

- 1 Bottom cover air filter
- 1 Filter mat
- Mounting material

How supplied

- Flat-packed kit

W	H	D	Order no.	UP
		670	01.322.115.9	1 unit
		870	01.322.116.9	1 unit

Replacement Filter Mats

Material
Viledon P15 / 150

Supply schedule
1 Set = 5 units

W	H	D	Order no.	UP
		670	01.322.125.9	5 units
		870	01.322.126.9	5 units



DAC00419

19" Mobile Cabinet

- For 19" components
- Rear and side panels removable
- Rear panel with vent slots
- ESD version for discharging electrostatic charges

Load rating
1600 N static

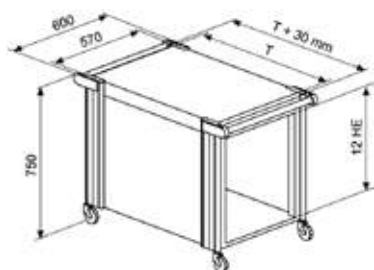
Tests
IEC 61 340-5-1

Supply schedule
1 Mobile cabinet

How supplied
Assembled

- Material / Finish**
- Frame and covers: sheet steel
 - Castor coating: black
- Colour combination**
- Final digit of order number .1:
- Worktop, rear panel and covers, RAL 7035 light-grey
 - Top and bottom cover: RAL 9011, black
 - Extrusions: RAL 5008, grey blue

W	H	D	ESD	Order no.	UP
		670		01.306.009.1	1 unit
		870		01.306.010.1	1 unit
		870	•	01.366.010.1	1 unit



DAC00418

19" Laboratory Trolley

- For 19" components
- Rear and side panels removable
- Rear panel with vent slots
- ESD version for discharging electrostatic charges

Colour combination

Final digit of order number .1:

- Worktop, rear panel and covers: RAL 7035 light-grey
- Top and bottom cover: RAL 9011, black
- Extrusions: RAL 5008, grey blue

- Material / Finish**
- Frame and covers: sheet steel
 - Castor coating: black
 - Handle: extruded aluminium, smooth

Tests
IEC 340-5-1

Supply schedule
1 Laboratory trolley

W	H	D	ESD	Order no.	UP
		670		01.306.013.1	1 unit
		870		01.306.014.1	1 unit
		870	•	01.366.014.1	1 unit

Dimensions in mm: W = Width
H = Height
D = Depth
h = Installation height
d = Useful depth
L = Length

HU = Standard height unit, 1 HU = 44.45 mm
19" = 482.6 mm, (ideal for 19" components in acc. with DIN 41494)
UP = Unit of packaging
kg = Weight

Conversion: 1 mm = 0.03937 inch
1 kg = 2.2046 pound

Replace „x“ with the number of your color choice



DAC00483

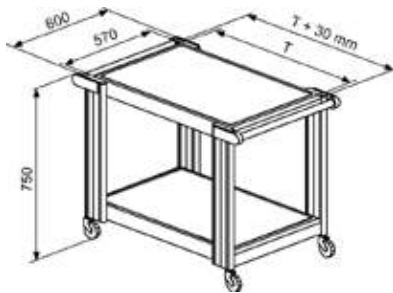
Plexiglass Door 12 HU

- Lockable, for 19" pedestal

- **Finish**
 - Frame, black, anodised
 - Plexiglass, umbra 802

- **Supply schedule**
 - 1 Door
 - 2 Stopper extrusions
 - Mounting material

Order no.	UP
01.322.050.9	1 unit



DAC00417

Knürr Dacobas® Laboratory Trolley

- With 2 lockable castors and 2 swivel castors, castor diameter 75 mm
 - Without rear and side panels
 - With foam rubber mat as cover

- **Material**
 - Legs: extruded aluminium, powdercoated texture
 - Worktop: sheet steel, powder-coated texture
 - Handles: extruded aluminium, smooth

- **Finish / Colour**
 - Final digit of order number .1:
 - Worktop: light-grey
 - Legs and handles: RAL 7035 light-grey

- **Standards**
 - DIN 68761 for worktop
 - EN 438 class HGS for coating material
 - DIN 16926 HGS class for high pressure plastic laminate

- **ESD Test**
 - IEC 61 340-5-1
- **Supply schedule**
 - 4 Legs with castors
 - 2 Surfaces with ESD coating
 - 2 Tube handles

- **How supplied**
 - Assembled

W	H	D	ESD	Order no.	UP
570	750	670		01.306.020.1	1 unit
570	750	870		01.306.021.1	1 unit
570	750	870	•	01.366.021.1	1 unit



KON20056

Knürr Dacobas® Printer Cabinet

Printer cabinet for process printer with printer and printer paper pull-out. A glass cover that can be opened for removing paper is fitted above the printer. Another printer can be set up on the printer cover.

- **These and other solutions are available on request!**



DAC00407

Knürr Dacobas® Cable Duct

For tidy and orderly separate cable routing on the Knürr Dacobas® extrusion

Material
Extruded aluminium

Finish
RAL 5008 grey blue

Supply schedule
1 Cable duct
Mounting material

W	H	D	TH	Model	Order no.	UP
	644		720		01.302.461.1	1 unit
	674		750		01.302.460.1	1 unit
	476			for 2nd working level	01.302.462.1	1 unit



DAC00008

Knürr Dacobas® Socket Strip Mounting Bracket

- For mounting on the Knürr Dacobas® extrusion and 19" cabinet assembly

Material
Sheet steel
Finish,
galvanised zinc, white

Supply schedule
2 Retaining brackets
Mounting bracket

W	H	D	Order no.	UP
			01.350.425.9	2 units



DAC00413

Cap set for Knürr Dacobas® extrusion

Finish
RAL 5008 grey blue

Supply schedule
4 Caps, long
4 Caps, medium

W	H	D	Order no.	UP
			01.350.432.1	4 units



DAC00259

Eyebolts for Knürr Dacobas® extrusion Load capacity per hook, 600 N (M12 x 35)

Finish
- Cap
RAL 5008 grey blue
- Hook, galvanised,
zinc-white

Supply schedule
4 Eyebolts
4 Clamping pieces
4 Caps, middle

W	H	D	Order no.	UP
			01.350.427.1	4 units

Dimensions in mm: W= Width
H = Height
D = Depth
h = Installation height
d = Useful depth
L = Length

HU = Standard height
unit, 1 HU = 44.45 mm
19" = 482.6 mm,
(ideal for 19" components
in acc. with DIN 41494)
UP = Unit of packaging
kg = Weight

Conversion: 1 mm = 0.03937 inch
1 kg = 2.2046 pound
Replace „x“ with the number of your
color choice



MEC20025

Velcro Strip with Plastic Eyelet

- For mounting non-standard components
- For bundling cables

- Material**
Polyamide
- Colour**
Black

- Supply schedule**
20 Velcro strips

- How supplied**
Flat-packed kit

W	H	D	L	Order no.	UP
16			300	01.240.550.9	20 units



MEC20154

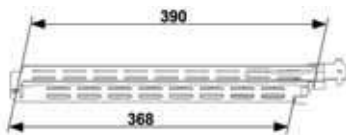
Cable Cantilever Girder

- For simple mounting in rack/on the shelf; quick connecting to and disconnecting from shelf or rack with a spring clip
- Guarantees defined and kink-free cable management
- Minimum space requirement behind the pushed-in shelves, 40 mm

- Material**
Sheet steel, 1.5 mm, zinc-passivated

- Supply schedule**
1 cable cantilever girder
Mounting material

- How supplied**
Flat-packed kit



MEC88005

W	H	D	Type	Order no.	UP
			2-piece	05.040.096.0	1 unit



MOB00241

Cable Routing Set

- For cable routing on, for example, the T-slots of the Knürr extrusions

- Supply schedule**
1 spiral cable
Mounting material

- How supplied**
Flat-packed kit

D	L	Model	Order no.	UP
40	500	grey	01.350.543.9	1 unit
20	500	grey	01.350.542.9	1 unit
40	500	black	01.350.545.9	1 unit

Note:
You will find more accessories in our current *accessories catalog*





ELM00025

Cable Routing Ring

- For tidy and orderly cable management
- Open version, no threading
- Mounting on the T-slots of the vertical extrusions
- Installation position freely selectable

Material/finish
PA 6, GF 10, gray, UL 94-V1

Supply schedule
5 cable routing rings
Mounting material

How supplied
Flat-packed kit

W	H	D	Model	Order no.	UP
			54 x 118 mm	01.312.207.9	5 units



MEC20158

Cable Routing Set

- For tidy and orderly cable management
- Dimensions:
External - 61 mm x 42.5 mm
Internal - 52 mm x 23 mm

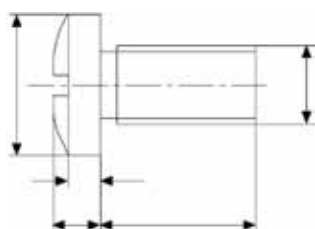
Material/finish
PA 6, GF 30, gray

Supply schedule
10 cable routers

How supplied
Flat-packed kit

Note
Please also order the appropriate mounting material.

W	H	D	Model	Order no.	UP
			Screw-on	05.040.113.9	10 units
			Plug-in	05.040.112.9	10 units



MEC00014

Oval head screw With Phillips head

- IEC DIN EN ISO 7045

Supply schedule
1 set of 50 units

W	H	D	L	Model	Order no.	UP
			8	M 4 no washer	05.041.607.8	1 set
			8	M 5 no washer	05.041.611.8	1 set
			12	M 4 no washer	05.041.609.8	1 set
			12	M 5 with washer	05.041.613.8	1 set
			16	M 5 with washer	05.041.614.8	1 set
			16	M 6 with washer	05.041.616.8	1 set



MIR00121

Cylinder screw M6 x 10 self-securing

- Use with spring nuts for chassis runner mounting

Supply schedule
1 set of 100 units

Order no.	UP
01.350.402.9	100 units

Phillips head screw With washer

Model	Order no.	UP
Thread M6 x 12	01.350.401.9	100 pair

Dimensions in mm: W = Width
H = Height
D = Depth
h = Installation height
d = Useful depth
L = Length

HU = Standard height unit, 1 HU = 44.45 mm
19" = 482.6 mm, (ideal for 19" components in acc. with DIN 41494)
UP = Unit of packaging
kg = Weight

Conversion: 1 mm = 0.03937 inch
1 kg = 2.2046 pound
Replace „x“ with the number of your color choice

Typ 1



MEC20129

Typ 2



MEC20130

Front panel mounting kit, T-slot, M5 wide

- For mounting 19" front panels and 19" components

Supply schedule

Type 1:

50 spring nuts, M5 wide
50 oval head screws, Z-form, M5 x 10

Type 2:

50 spring nuts, M5 wide
50 countersunk screws, M5 x 12
50 rosettes

How supplied

Flat-packed kit

W	H	D	Model	Order no.	UP
			Type 1: Z-form screw	05.041.335.9	1 set
			Type 2: Screw+rosette	05.041.340.9	1 set

Spring nut

- For clipping into T-slots at any position

Type 1: M5 wide

T-nut size: 10 x 13 mm

Type 2: M5 narrow

T-nut size: 8 x 13 mm

Type 3: M6


T-nut size: 10 x 13 mm

Supply schedule

50 spring nuts

How supplied

Flat-packed kit



MEC00060

W	H	D	Model	Order no.	UP
			Typ 1: M5 breit	01.350.431.9	1 set
			Typ 2: M5 schmal	05.041.503.9	1 set
			Typ 3: M6	01.350.405.9	1 set

Oval head screw

- IEC DIN 967

How supplied

Flat-packed kit

Supply schedule

50 oval head screws, Z-form



MEC20140

W	H	D	Model	Order no.	UP
			M5 x 10	05.041.330.9	1 set
			M5 x 16	05.041.331.9	1 set
			M6 x 10	05.041.332.9	1 set
			M6 x 16	05.041.333.9	1 set

Countersunk screw + rosette

- IEC DIN EN ISO 7047

How supplied

Flat-packed kit

Supply schedule

50 countersunk screws
50 rosettes



MEC20141

W	H	D	Model	Order no.	UP
			M5 x 12	05.041.203.9	1 set
			M5 x 16	05.041.290.9	1 set



MEC20189

19" Chassis Runner for Knürr Dacobas®

- For Knürr Dacobas® 19" products
- As solid base for 19" chassis
- Required for heavy-duty and deep chassis

Material
Extruded aluminum extrusion

Finish
Polished

Supply schedule

Type 1:
1 chassis runner

Type 2:
2 chassis runners with mounting material
Suitable for mounting on Knürr Dacobas® 19" extrusion

Note

1.350.902.9 countersunk screw set
116 x 16 mm (50)

For fixing on the chassis runners on the
Knürr Dacobas® 19" extrusion

d	L	Model	Type	Order no.	UP
448,5	408,5	for 19" cabinet	1	01.350.406.9	1 unit
518,0	478,0	for 19" cabinet	1	01.350.410.9	1 unit
566,5	526,5	for 19" cabinet	1	01.350.409.9	1 unit
648,5	608,5	for 19" cabinet	1	01.350.407.9	1 unit
718,0	678,0	for 19" cabinet	1	01.350.412.9	1 unit
766,5	726,5	for 19" cabinet	1	01.350.411.9	1 unit
497,0	457,0	for 19" pedestal and mobile 19" units	1	01.350.465.9	1 unit
566,5	526,5	for 19" pedestal and mobile 19" units	1	01.350.409.9	1 unit
615,0	575,0	for 19" pedestal and mobile 19" units	1	01.350.414.9	1 unit
697,0	657,0	for 19" pedestal and mobile 19" units	1	01.350.464.9	1 unit
766,5	726,5	for 19" pedestal and mobile 19" units	1	01.350.411.9	1 unit
815,0	775,0	for 19" pedestal and mobile 19" units	1	01.350.413.9	1 unit
365,0	325,0	for 19" workstation components	1	01.350.408.9	1 unit
221,0	176,5	for 19" cabinet with 2nd mounting level	1	01.350.456.9	1 unit
291,0	246,5	for 19" cabinet with 2nd mounting level	1	01.350.457.9	1 unit
339,0	294,5	for 19" cabinet with 2nd mounting level	1	01.350.458.9	1 unit
421,0	376,5	for 19" cabinet with 2nd mounting level	1	01.350.459.9	1 unit
491,0	446,5	for 19" cabinet with 2nd mounting level	1	01.350.460.9	1 unit
539,0	494,5	for 19" cabinet with 2nd mounting level	1	01.350.461.9	1 unit

d	L	Model	Type	Order no.	UP
448,5	408,5	for 19" cabinet	2	01.350.906.9	1 unit
518,0	478,0	for 19" cabinet	2	01.350.910.9	1 unit
566,5	526,5	for 19" cabinet	2	01.350.909.9	1 unit
648,5	608,5	for 19" cabinet	2	01.350.907.9	1 unit
718,0	678,0	for 19" cabinet	2	01.350.912.9	1 unit
766,5	726,5	for 19" cabinet	2	01.350.911.9	1 unit
497,0	457,0	for 19" pedestal and mobile 19" units	2	01.350.965.9	1 unit
566,5	526,5	for 19" pedestal and mobile 19" units	2	01.350.909.9	1 unit
615,0	575,0	for 19" pedestal and mobile 19" units	2	01.350.914.9	1 unit
697,0	657,0	for 19" pedestal and mobile 19" units	2	01.350.964.9	1 unit
766,5	726,5	for 19" pedestal and mobile 19" units	2	01.350.911.9	1 unit
815,0	775,0	for 19" pedestal and mobile 19" units	2	01.350.913.9	1 unit
365,0	325,0	for 19" workstation components	2	01.350.908.9	1 unit
221,0	176,5	for 19" cabinet with 2nd mounting level	2	01.350.956.9	1 unit
291,0	246,5	for 19" cabinet with 2nd mounting level	2	01.350.957.9	1 unit
339,0	294,5	for 19" cabinet with 2nd mounting level	2	01.350.958.9	1 unit
421,0	376,5	for 19" cabinet with 2nd mounting level	2	01.350.959.9	1 unit
491,0	446,5	for 19" cabinet with 2nd mounting level	2	01.350.960.9	1 unit
539,0	494,5	for 19" cabinet with 2nd mounting level	2	01.350.961.9	1 unit

Dimensions in mm: W= Width
H = Height
D = Depth
h = Installation height
d = Useful depth
L = Length

HU = Standard height
unit, 1 HU = 44.45 mm
19" = 482.6 mm,
(ideal for 19" components
in acc. with DIN 41494)
UP = Unit of packaging
kg = Weight

Conversion: 1 mm = 0.03937 inch
1 kg = 2.2046 pound
Replace „x“ with the number of your
color choice

WE PUT SPACE TO WORK. WORLDWIDE

Emerson is based in St. Louis, Missouri (USA), and as a leading technology and development specialist provides globally innovative customer solutions to industry, business and consumer markets in the areas of network power supply, process management, industrial automation and thermal management, as well as the corresponding equipment and tools.

The Knürr Technical Furniture manufactures and develops workstations for electronics labs and mobile equipment carriers for healthcare and automotive industries. Furthermore Knürr is the specialist for height adjustable control room workstations.

www.emerson.com
www.technical-furniture.com

Knürr Technical Furniture GmbH

Mariakirchener Straße 38
94424 Arnstorf • Germany
T +49 8723 28 0
F +49 8723 28 138
furniture@knuerr.com

While every precaution has been taken to ensure accuracy and completeness in this literature, InterMetro Industries Corporation assumes no responsibility and disclaims all liability for damages resulting from use of this information or for any errors or omissions.

The Emerson Logo is a trademark and a service mark of Emerson Electric Company.
©2012 Emerson Electric Co.



EMERSON. CONSIDER IT SOLVED.™